



Customer Service
PO Box 11813
Harrisburg, PA 17108-1813

ACCOUNT STATEMENT

For the Month Ending
February 28, 2019

SAN BERNARDINO COUNTY

Client Management Team

Kenneth Schiebel, CFA

Managing Director
213 Market Street
Harrisburg, PA 17101-2141
717-232-2723
schiebelk@pfm.com

Danny A. Nelson

Senior Managing Consultant
190 South LaSalle, Suite 2000
Chicago, IL 60603
312-523-2434
nelsond@pfm.com

Contents

Cover/Disclosures
Summary Statement
Individual Accounts

Accounts included in Statement

76990800 SAN BERNARDINO COUNTY

SAN BERNARDINO COUNTY
PARTH BHATT
268 WEST HOSPITALITY LANE
FIRST FLOOR
SAN BERNARDINO, CA 92415-0360

Online Access www.pfm.com

Customer Service 1-717-232-2723

**Important Disclosures****Important Disclosures**

This statement is for general information purposes only and is not intended to provide specific advice or recommendations. PFM Asset Management LLC ("PFM") is an investment advisor registered with the Securities and Exchange Commission, and is required to maintain a written disclosure statement of our background and business experience. If you would like to receive a copy of our current disclosure statement, please contact Service Operations at the address below.

Proxy Voting PFM does not normally receive proxies to vote on behalf of its clients. However, it does on occasion receive consent requests. In the event a consent request is received the portfolio manager contacts the client and then proceeds according to their instructions. PFM's Proxy Voting Policy is available upon request by contacting Service Operations at the address below.

Questions About an Account PFM's monthly statement is intended to detail our investment advisory activity as well as the activity of any accounts held by clients in pools that are managed by PFM. The custodian bank maintains the control of assets and executes (i.e., settles) all investment transactions. The custodian statement is the official record of security and cash holdings and transactions. PFM recognizes that clients may use these reports to facilitate record keeping and that the custodian bank statement and the PFM statement should be reconciled and differences resolved. Many custodians use a settlement date basis which may result in the need to reconcile due to a timing difference.

Account Control PFM does not have the authority to withdraw funds from or deposit funds to the custodian. Our clients retain responsibility for their internal accounting policies; implementing and enforcing internal controls and generating ledger entries or otherwise recording transactions.

Market Value Generally, PFM's market prices are derived from closing bid prices as of the last business day of the month as supplied by ICE Data Services or Bloomberg. Where prices are not available from generally recognized sources the securities are priced using a yield-based matrix system to arrive at an estimated market value. Prices that fall between data points are interpolated. Non-negotiable FDIC-insured bank certificates of deposit are priced at par. Although PFM believes the prices to be reliable, the values of the securities do not always represent the prices at which the securities could have been bought or sold. Explanation of the valuation methods for money market and TERM funds is contained in the appropriate fund information statement.

Amortized Cost The original cost of the principal of the security is adjusted for the amount of the periodic reduction of any discount or premium from the purchase date until the date of the report. Discount or premium with respect to short term securities (those with less than one year to maturity at time of issuance) is amortized on a straightline basis. Such discount or premium with respect to longer term securities is amortized using the constant yield basis.

Tax Reporting Cost data and realized gains / losses are provided for informational purposes only. Please review for accuracy and consult your tax advisor to determine the tax consequences of your security transactions. PFM does not report such information to the IRS or other taxing authorities and is not responsible for the accuracy of such information that may be required to be reported to federal, state or other taxing authorities.

Financial Situation In order to better serve you, PFM should be promptly notified of any material change in your investment objective or financial situation.

Callable Securities Securities subject to redemption prior to maturity may be redeemed in whole or in part before maturity, which could affect the yield represented.

Portfolio The securities in this portfolio, including shares of mutual funds, are not guaranteed or otherwise protected by PFM, the FDIC (except for certain non-negotiable certificates of deposit) or any government agency. Investment in securities involves risks, including the possible loss of the amount invested. Actual settlement values, accrued interest, and amortized cost amounts may vary for securities subject to an adjustable interest rate or subject to principal paydowns. Any changes to the values shown may be reflected within the next monthly statement's beginning values.

Rating Information provided for ratings is based upon a good faith inquiry of selected sources, but its accuracy and completeness cannot be guaranteed. Shares of some money market and TERM funds are marketed through representatives of PFM's wholly owned subsidiary, PFM Fund Distributors, Inc. PFM Fund Distributors, Inc. is registered with the SEC as a broker/dealer and is a member of the Financial Industry Regulatory Authority ("FINRA") and the Municipal Securities Rulemaking Board ("MSRB"). You may reach the FINRA by calling the FINRA Regulator Public Disclosure Hotline at 1-888-289-9999 or at the FINRA Regulation Internet website address www.nasd.com. A brochure describing the FINRA Regulation Public Disclosure Program is also available from the FINRA upon request.

Key Terms and Definitions

Dividends on money market funds consist of interest earned, plus any discount ratably amortized to the date of maturity, plus all realized gains and losses on the sale of securities prior to maturity, less ratably amortization of any premium and all accrued expenses to the fund. Dividends are accrued daily and may be paid either monthly or quarterly. The monthly earnings on this statement represent the estimated dividend accrued for the month for any program that distributes earnings on a quarterly basis. There is no guarantee that the estimated amount will be paid on the actual distribution date.

Current Yield is the net change, exclusive of capital changes and income other than investment income, in the value of a hypothetical fund account with a balance of one share over the seven-day base period including the statement date, expressed as a percentage of the value of one share (normally \$1.00 per share) at the beginning of the seven-day period. This resulting net change in account value is then annualized by multiplying it by

365 and dividing the result by 7. The yields quoted should not be considered a representation of the yield of the fund in the future, since the yield is not fixed.

Average maturity represents the average maturity of all securities and investments of a portfolio, determined by multiplying the par or principal value of each security or investment by its maturity (days or years), summing the products, and dividing the sum by the total principal value of the portfolio. The stated maturity date of mortgage backed or callable securities are used in this statement. However the actual maturity of these securities could vary depending on the level or prepayments on the underlying mortgages or whether a callable security has or is still able to be called.

Monthly distribution yield represents the net change in the value of one share (normally \$1.00 per share) resulting from all dividends declared during the month by a fund expressed as a percentage of the value of one share at the beginning of the month. This resulting net change is then annualized by multiplying it by 365 and dividing it by the number of calendar days in the month.

YTM at Cost The yield to maturity at cost is the expected rate of return, based on the original cost, the annual interest receipts, maturity value and the time period from purchase date to maturity, stated as a percentage, on an annualized basis.

YTM at Market The yield to maturity at market is the rate of return, based on the current market value, the annual interest receipts, maturity value and the time period remaining until maturity, stated as a percentage, on an annualized basis.

Managed Account A portfolio of investments managed discretely by PFM according to the client's specific investment policy and requirements. The investments are directly owned by the client and held by the client's custodian.

Unsettled Trade A trade which has been executed however the final consummation of the security transaction and payment has not yet taken place.

Please review the detail pages of this statement carefully. If you think your statement is wrong, missing account information, or if you need more information about a transaction, please contact PFM within 60 days of receipt. If you have other concerns or questions regarding your account you should contact a member of your client management team or PFM Service Operations at the address below.

PFM Asset Management LLC
Attn: Service Operations
213 Market Street
Harrisburg, PA 17101



Account Statement

For the Month Ending **February 28, 2019**

Consolidated Summary Statement

SAN BERNARDINO COUNTY

Portfolio Summary		
Portfolio Holdings	Cash Dividends and Income	Closing Market Value
PFM Managed Account	9,418,489.06	6,515,318,773.26
Cash Balance	0.00	243,418,484.73
Total	\$9,418,489.06	\$6,758,737,257.99

Investment Allocation		
Investment Type	Closing Market Value	Percent
Asset-Backed Security	22,514,809.70	0.33
Bank Note	84,729,240.00	1.25
Certificate of Deposit	855,238,624.50	12.65
Commercial Paper	967,902,414.00	14.32
Corporate Note	118,716,393.75	1.76
Federal Agency Bond / Note	1,986,769,501.31	29.41
Federally Insured Cash Account	1,000,000.00	0.01
Joint Powers Authority	200,000,000.00	2.96
Money Market Mutual Fund	2,000,000.00	0.03
NOW Account	225,000,000.00	3.33
Supra-National Agency Bond / Note	641,621,340.00	9.49
U.S. Treasury Bond / Note	1,409,826,450.00	20.86
Cash Balance	243,418,484.73	3.60
Total	\$6,758,737,257.99	100.00%



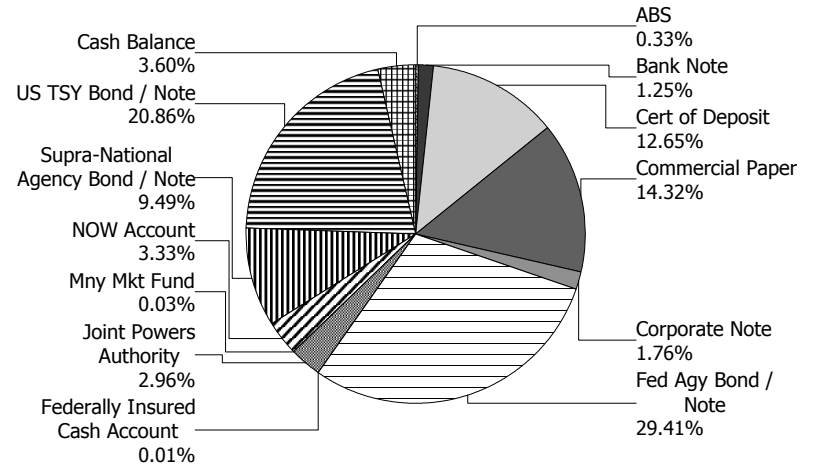
Consolidated Summary Statement

SAN BERNARDINO COUNTY

Maturity Distribution (Fixed Income Holdings)

Sector Allocation

Portfolio Holdings	Closing Market Value	Percent
Under 30 days	1,527,269,314.23	22.61
31 to 60 days	324,491,675.00	4.80
61 to 90 days	398,879,906.50	5.90
91 to 180 days	1,263,354,856.31	18.69
181 days to 1 year	836,097,869.50	12.37
1 to 2 years	1,304,516,712.25	19.30
2 to 3 years	803,901,658.00	11.89
3 to 4 years	129,057,875.00	1.91
4 to 5 years	171,167,391.20	2.53
Over 5 years	0.00	0.00
Total	\$6,758,737,257.99	100.00%
Weighted Average Days to Maturity	342	





Managed Account Summary Statement

For the Month Ending **February 28, 2019**

SAN BERNARDINO COUNTY - 76990800

Transaction Summary - Managed Account

Opening Market Value	\$6,719,520,232.98
Maturities/Calls	(3,129,000,000.00)
Principal Dispositions	0.00
Principal Acquisitions	2,922,988,236.47
Unsettled Trades	0.00
Change in Current Value	1,810,303.81
Closing Market Value	\$6,515,318,773.26

Cash Transactions Summary - Managed Account

Maturities/Calls	3,129,102,125.00
Sale Proceeds	0.00
Coupon/Interest/Dividend Income	8,937,329.84
Principal Payments	0.00
Security Purchases	(2,997,535,833.69)
Net Cash Contribution	(140,503,621.15)
Reconciling Transactions	0.00

Earnings Reconciliation (Cash Basis) - Managed Account

Interest/Dividends/Coupons Received	9,039,454.84
Less Purchased Interest Related to Interest/Coupons	0.00
Plus Net Realized Gains/Losses	379,034.22
Total Cash Basis Earnings	\$9,418,489.06

Cash Balance

Closing Cash Balance **\$0.00**

Earnings Reconciliation (Accrual Basis)

	Total
Ending Amortized Value of Securities	6,530,617,194.45
Ending Accrued Interest	21,092,463.48
Plus Proceeds from Sales	0.00
Plus Proceeds of Maturities/Calls/Principal Payments	3,129,102,125.00
Plus Coupons/Dividends Received	8,937,329.84
Less Cost of New Purchases	(2,922,988,236.47)
Less Beginning Amortized Value of Securities	(6,734,781,820.85)
Less Beginning Accrued Interest	(20,956,523.47)
Total Accrual Basis Earnings	\$11,022,531.98



Portfolio Summary and Statistics

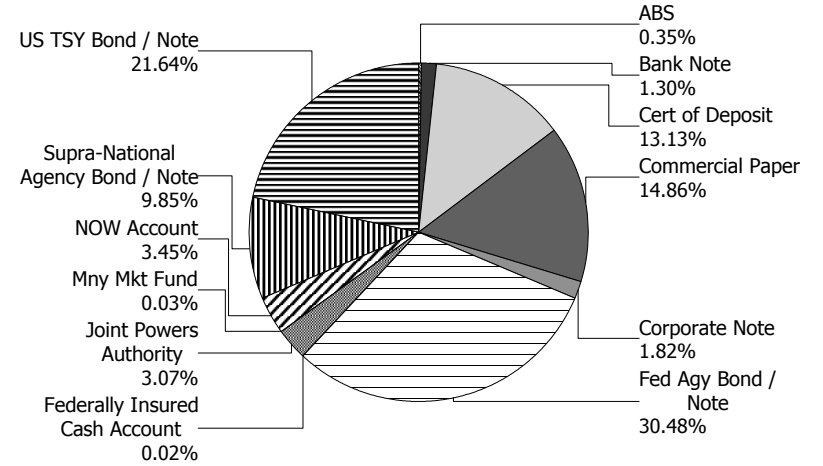
For the Month Ending **February 28, 2019**

SAN BERNARDINO COUNTY - 76990800

Account Summary

Description	Par Value	Market Value	Percent
U.S. Treasury Bond / Note	1,425,000,000.00	1,409,826,450.00	21.64
Supra-National Agency Bond / Note	645,000,000.00	641,621,340.00	9.85
NOW Account	225,000,000.00	225,000,000.00	3.45
Money Market Mutual Fund	2,000,000.00	2,000,000.00	0.03
Joint Powers Authority	200,000,000.00	200,000,000.00	3.07
Federally Insured Cash Account	1,000,000.00	1,000,000.00	0.02
Federal Agency Bond / Note	1,993,347,000.00	1,986,769,501.31	30.48
Corporate Note	119,250,000.00	118,716,393.75	1.82
Commercial Paper	971,000,000.00	967,902,414.00	14.86
Certificate of Deposit	855,000,000.00	855,238,624.50	13.13
Bank Note	85,000,000.00	84,729,240.00	1.30
Asset-Backed Security	22,500,000.00	22,514,809.70	0.35
Managed Account Sub-Total	6,544,097,000.00	6,515,318,773.26	100.00%
Accrued Interest		21,092,463.48	
Total Portfolio	6,544,097,000.00	6,536,411,236.74	

Sector Allocation



Unsettled Trades **0.00** **0.00**

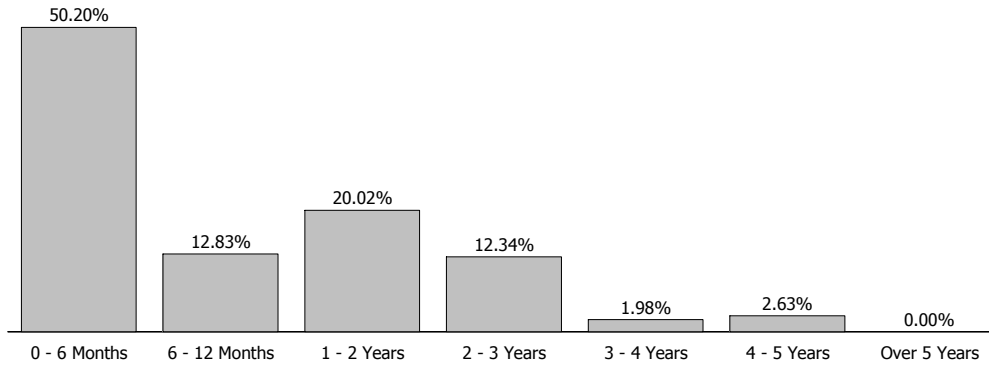


Portfolio Summary and Statistics

For the Month Ending **February 28, 2019**

SAN BERNARDINO COUNTY - 76990800

Maturity Distribution



Characteristics

Yield to Maturity at Cost	2.18%
Yield to Maturity at Market	2.59%
Duration to Worst	0.92
Weighted Average Days to Maturity	355



Managed Account Issuer Summary

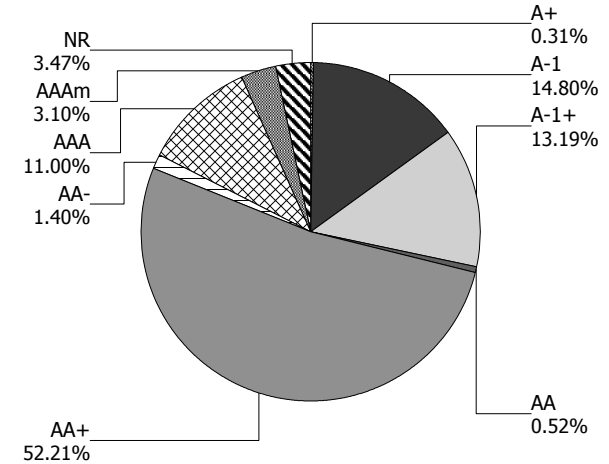
For the Month Ending February 28, 2019

SAN BERNARDINO COUNTY - 76990800

Issuer Summary

Issuer	Market Value of Holdings	Percent
3M COMPANY	16,719,007.00	0.26
BANK OF AMERICA CO	25,001,987.50	0.38
BANK OF MONTREAL	125,031,550.00	1.92
BANK OF NOVA SCOTIA	50,001,000.00	0.77
BANK OF THE WEST	225,000,000.00	3.45
BNP PARIBAS	104,397,495.00	1.60
CAMP	200,000,000.00	3.07
COMMONWEALTH BANK OF AUSTRALIA	50,014,897.50	0.77
CREDIT AGRICOLE SA	175,863,314.00	2.70
EXXON MOBIL CORP	134,589,180.00	2.07
FANNIE MAE	557,725,415.00	8.55
FEDERAL FARM CREDIT BANKS	309,806,440.00	4.76
FEDERAL HOME LOAN BANKS	792,880,390.00	12.16
FEDERATED GOVT OBLIGATIONS FUNDS	1,000,000.00	0.02
FIDELITY TREASURY MF	1,000,000.00	0.02
FREDDIE MAC	326,357,256.31	5.01
HONDA AUTO RECEIVABLES	10,502,106.50	0.16
INTER-AMERICAN DEVELOPMENT BANK	274,187,800.00	4.21
INTERNATIONAL FINANCE CORPORATION	24,822,825.00	0.38
INTL BANK OF RECONSTRUCTION AND DEV	342,610,715.00	5.25
JOHNSON & JOHNSON	2,964,582.00	0.05
JP MORGAN CHASE & CO	149,538,417.75	2.30
MICROSOFT CORP	49,679,855.00	0.76
MITSUBISHI UFJ FINANCIAL GROUP INC	79,938,050.00	1.23
NATIXIS NY BRANCH	199,986,600.00	3.07
NORDEA BANK AB	115,011,518.00	1.77
RABOBANK NEDERLAND	74,484,347.50	1.14
ROYAL BANK OF CANADA	100,013,295.00	1.54
STONECASTLE FICA	1,000,000.00	0.02
SVENSKA HANDELSBANKEN AB	100,021,070.00	1.54
SWEDBANK AB	50,035,145.00	0.77
TORONTO-DOMINION BANK	75,049,475.00	1.15

Credit Quality (S&P Ratings)





Managed Account Issuer Summary

For the Month Ending **February 28, 2019**

SAN BERNARDINO COUNTY - 76990800

Issuer	Market Value of Holdings	Percent
TOYOTA MOTOR CORP	111,359,153.20	1.71
UNITED STATES TREASURY	1,409,826,450.00	21.63
US BANCORP	139,738,049.00	2.14
WAL-MART STORES INC	34,156,137.00	0.52
WESTPAC BANKING CORP	75,005,250.00	1.15
Total	\$6,515,318,773.26	100.00%



Managed Account Detail of Securities Held

For the Month Ending **February 28, 2019**

SAN BERNARDINO COUNTY - 76990800

Security Type/Description Dated Date/Coupon/Maturity	CUSIP	Par	S&P Rating	Moody's Rating	Trade Date	Settle Date	Original Cost	YTM at Cost	Accrued Interest	Amortized Cost	Market Value
U.S. Treasury Bond / Note											
US TREASURY NOTES DTD 03/31/2014 1.625% 03/31/2019	912828C65	25,000,000.00	AA+	Aaa	11/12/15	11/13/15	25,210,937.50	1.37	169,642.86	25,005,248.50	24,983,325.00
US TREASURY NOTES DTD 04/15/2016 0.875% 04/15/2019	912828Q52	25,000,000.00	AA+	Aaa	09/26/17	09/27/17	24,797,851.56	1.40	82,331.73	24,983,752.50	24,951,525.00
US TREASURY NOTES DTD 05/31/2017 1.250% 05/31/2019	912828XS4	25,000,000.00	AA+	Aaa	06/14/17	06/15/17	24,977,539.06	1.30	78,125.00	24,997,111.50	24,922,850.00
US TREASURY NOTES DTD 05/31/2017 1.250% 05/31/2019	912828XS4	25,000,000.00	AA+	Aaa	09/26/17	09/27/17	24,934,670.31	1.41	78,125.00	24,990,186.75	24,922,850.00
US TREASURY NOTES DTD 05/31/2012 1.125% 05/31/2019	912828SX9	50,000,000.00	AA+	Aaa	03/28/17	03/29/17	49,800,781.25	1.31	140,625.00	49,976,854.00	49,832,050.00
US TREASURY NOTES DTD 06/15/2016 0.875% 06/15/2019	912828R85	25,000,000.00	AA+	Aaa	12/20/16	12/21/16	24,660,156.25	1.43	45,673.08	24,959,585.75	24,891,600.00
US TREASURY NOTES DTD 07/02/2012 1.000% 06/30/2019	912828TC4	50,000,000.00	AA+	Aaa	03/28/17	03/29/17	49,630,859.38	1.33	82,872.93	49,944,720.50	49,753,900.00
US TREASURY NOTES DTD 06/30/2014 1.625% 06/30/2019	912828WS5	50,000,000.00	AA+	Aaa	06/29/17	06/30/17	50,244,140.63	1.38	134,668.51	50,041,223.50	49,853,500.00
US TREASURY NOTES DTD 06/30/2014 1.625% 06/30/2019	912828WS5	50,000,000.00	AA+	Aaa	07/03/17	07/05/17	50,210,937.50	1.41	134,668.51	50,035,872.00	49,853,500.00
US TREASURY N/B NOTES DTD 06/30/2017 1.250% 06/30/2019	912828XV7	50,000,000.00	AA+	Aaa	12/15/17	12/18/17	49,570,312.50	1.82	103,591.16	49,905,595.00	49,791,000.00
US TREASURY NOTES DTD 09/15/2016 0.875% 09/15/2019	912828G4	25,000,000.00	AA+	Aaa	09/20/17	09/21/17	24,721,679.69	1.45	100,915.06	24,923,644.50	24,780,275.00
US TREASURY NOTES DTD 10/31/2014 1.500% 10/31/2019	912828F62	25,000,000.00	AA+	Aaa	12/20/16	12/21/16	24,968,750.00	1.54	125,345.30	24,992,639.50	24,827,150.00
US TREASURY NOTES DTD 10/31/2014 1.500% 10/31/2019	912828F62	25,000,000.00	AA+	Aaa	11/16/17	11/17/17	24,899,414.06	1.71	125,345.30	24,965,383.75	24,827,150.00
US TREASURY NOTES DTD 11/30/2012 1.000% 11/30/2019	912828UB4	25,000,000.00	AA+	Aaa	11/10/16	11/14/16	24,900,390.63	1.13	62,500.00	24,975,155.00	24,712,900.00



Managed Account Detail of Securities Held

For the Month Ending **February 28, 2019**

SAN BERNARDINO COUNTY - 76990800

Security Type/Description Dated Date/Coupon/Maturity	CUSIP	Par	S&P Rating	Moody's Rating	Trade Date	Settle Date	Original Cost	YTM at Cost	Accrued Interest	Amortized Cost	Market Value
U.S. Treasury Bond / Note											
US TREASURY NOTES DTD 12/15/2016 1.375% 12/15/2019	912828U73	25,000,000.00	AA+	Aaa	09/26/17	09/27/17	24,948,242.19	1.47	71,771.98	24,981,392.00	24,773,450.00
US TREASURY N/B NOTES DTD 01/17/2017 1.375% 01/15/2020	912828V31	50,000,000.00	AA+	Aaa	01/12/18	01/16/18	49,376,953.13	2.01	85,462.71	49,723,902.00	49,498,050.00
US TREASURY NOTES DTD 02/15/2017 1.375% 02/15/2020	912828W22	50,000,000.00	AA+	Aaa	01/12/18	01/16/18	49,337,890.63	2.03	26,588.40	49,690,924.00	49,445,300.00
US TREASURY NOTES DTD 03/02/2015 1.375% 02/29/2020	912828J50	25,000,000.00	AA+	Aaa	02/01/17	02/02/17	24,858,398.44	1.56	934.10	24,953,311.00	24,709,950.00
US TREASURY NOTES DTD 04/30/2015 1.375% 04/30/2020	912828K58	50,000,000.00	AA+	Aaa	01/06/17	01/09/17	49,675,781.25	1.58	229,799.72	49,883,928.50	49,322,250.00
US TREASURY NOTES DTD 04/30/2013 1.125% 04/30/2020	912828VA5	50,000,000.00	AA+	Aaa	01/31/18	02/01/18	48,820,312.50	2.21	188,017.96	49,380,182.00	49,189,450.00
US TREASURY NOTES DTD 05/31/2013 1.375% 05/31/2020	912828VF4	50,000,000.00	AA+	Aaa	03/28/18	03/29/18	49,009,765.63	2.31	171,875.00	49,424,941.50	49,275,400.00
US TREASURY NOTES DTD 06/01/2015 1.500% 05/31/2020	912828XE5	50,000,000.00	AA+	Aaa	04/25/18	04/26/18	48,966,796.88	2.52	187,500.00	49,377,962.00	49,353,500.00
US TREASURY NOTES DTD 07/01/2013 1.875% 06/30/2020	912828VJ6	50,000,000.00	AA+	Aaa	03/28/18	03/29/18	49,511,718.75	2.32	155,386.74	49,708,807.50	49,558,600.00
US TREASURY NOTES DTD 07/01/2013 1.875% 06/30/2020	912828VJ6	50,000,000.00	AA+	Aaa	04/25/18	04/26/18	49,298,828.13	2.54	155,386.74	49,566,842.00	49,558,600.00
US TREASURY NOTES DTD 07/31/2013 2.000% 07/31/2020	912828VP2	50,000,000.00	AA+	Aaa	04/25/18	04/26/18	49,404,296.88	2.54	80,110.50	49,623,226.00	49,613,300.00
US TREASURY NOTES DTD 08/16/2010 2.625% 08/15/2020	912828NT3	25,000,000.00	AA+	Aaa	12/20/16	12/21/16	25,721,679.69	1.80	25,379.83	25,294,551.25	25,022,450.00
UNITED STATES TREASURY NOTES DTD 08/31/2018 2.625% 08/31/2020	9128284Y3	50,000,000.00	AA+	Aaa	12/18/18	12/20/18	49,968,750.00	2.66	3,566.58	49,973,210.50	50,052,750.00
US TREASURY NOTES DTD 09/30/2015 1.375% 09/30/2020	912828L65	50,000,000.00	AA+	Aaa	12/18/18	12/20/18	48,888,671.88	2.66	287,087.91	49,008,553.50	49,087,900.00



Managed Account Detail of Securities Held

For the Month Ending **February 28, 2019**

SAN BERNARDINO COUNTY - 76990800

Security Type/Description Dated Date/Coupon/Maturity	CUSIP	Par	S&P Rating	Moody's Rating	Trade Date	Settle Date	Original Cost	YTM at Cost	Accrued Interest	Amortized Cost	Market Value
U.S. Treasury Bond / Note											
US TREASURY NOTES DTD 10/31/2013 1.750% 10/31/2020	912828WC0	50,000,000.00	AA+	Aaa	10/25/17	10/26/17	49,996,093.75	1.75	292,472.38	49,997,844.50	49,343,750.00
US TREASURY NOTES DTD 11/30/2015 1.625% 11/30/2020	912828M98	25,000,000.00	AA+	Aaa	12/20/16	12/21/16	24,755,859.38	1.88	101,562.50	24,889,476.50	24,606,450.00
US TREASURY NOTES DTD 02/29/2016 1.125% 02/28/2021	912828P87	25,000,000.00	AA+	Aaa	11/29/17	11/30/17	24,374,023.44	1.92	764.27	24,610,652.25	24,319,325.00
US TREASURY NOTES DTD 05/31/2016 1.375% 05/31/2021	912828R77	25,000,000.00	AA+	Aaa	12/20/16	12/21/16	24,334,960.94	2.00	85,937.50	24,655,941.25	24,380,850.00
US TREASURY NOTES DTD 06/02/2014 2.000% 05/31/2021	912828WN6	50,000,000.00	AA+	Aaa	12/02/16	12/05/16	50,447,265.63	1.79	250,000.00	50,228,765.00	49,443,350.00
US TREASURY NOTES DTD 09/30/2016 1.125% 09/30/2021	912828T34	25,000,000.00	AA+	Aaa	11/29/17	11/30/17	24,198,242.19	2.00	117,445.05	24,453,240.50	24,154,300.00
US TREASURY NOTES DTD 12/01/2014 1.875% 11/30/2021	912828G53	25,000,000.00	AA+	Aaa	12/20/16	12/21/16	24,734,375.00	2.10	117,187.50	24,848,926.00	24,592,775.00
US TREASURY NOTES DTD 02/02/2015 1.500% 01/31/2022	912828H86	50,000,000.00	AA+	Aaa	02/15/17	02/16/17	48,779,296.88	2.02	60,082.87	49,266,283.00	48,617,200.00
US TREASURY N/B NOTES DTD 02/28/2017 1.875% 02/28/2022	912828W55	25,000,000.00	AA+	Aaa	11/29/17	11/30/17	24,823,242.19	2.05	1,273.78	24,873,935.00	24,555,675.00
US TREASURY N/B NOTES DTD 11/02/2015 1.875% 10/31/2022	912828M49	25,000,000.00	AA+	Aaa	11/29/17	11/30/17	24,739,257.81	2.10	156,681.63	24,803,254.75	24,448,250.00
Security Type Sub-Total		1,425,000,000.00					1,412,499,123.51	1.89	4,316,705.09	1,417,917,025.25	1,409,826,450.00
Supra-National Agency Bond / Note											
INTL BK OF REC & DEV NOTE (EX-CALLABLE) DTD 04/26/2016 1.250% 04/26/2019	459058FC2	25,000,000.00	AAA	Aaa	04/21/16	04/26/16	24,947,500.00	1.32	108,506.94	24,997,282.25	24,950,250.00
INTER-AMERICAN DEVELOPMENT BANK DTD 04/12/2016 1.000% 05/13/2019	458182DX7	25,000,000.00	AAA	Aaa	05/24/16	05/27/16	24,842,875.00	1.22	75,000.00	24,989,230.25	24,920,175.00



Managed Account Detail of Securities Held

For the Month Ending **February 28, 2019**

SAN BERNARDINO COUNTY - 76990800

Security Type/Description Dated Date/Coupon/Maturity	CUSIP	Par	S&P Rating	Moody's Rating	Trade Date	Settle Date	Original Cost	YTM at Cost	Accrued Interest	Amortized Cost	Market Value
Supra-National Agency Bond / Note											
INTER-AMERICAN DEVELOPMENT BANK DTD 04/12/2016 1.000% 05/13/2019	458182DX7	100,000,000.00	AAA	Aaa	04/05/16	04/12/16	99,700,000.00	1.10	300,000.00	99,980,269.00	99,680,700.00
INTL BANK OF RECON AND DEV DTD 01/25/2016 1.430% 07/25/2019	45905UUV4	50,000,000.00	AAA	Aaa	01/13/16	01/25/16	50,000,000.00	1.43	71,500.00	50,000,000.00	49,714,500.00
INTL BANK OF RECON AND DEV GLOBAL NOTES DTD 01/28/2016 1.250% 07/26/2019	459058EV1	25,000,000.00	AAA	Aaa	01/21/16	01/28/16	24,879,250.00	1.39	30,381.94	24,985,790.75	24,868,250.00
INTL BANK OF RECON AND DEV SN NOTE DTD 07/13/2016 0.875% 08/15/2019	459058FK4	50,000,000.00	AAA	Aaa	07/08/16	07/13/16	49,907,500.00	0.94	19,444.44	49,986,181.50	49,612,350.00
INTER-AMERICAN DEVELOPMENT BANK DTD 10/15/2015 1.250% 10/15/2019	4581X0CR7	25,000,000.00	AAA	Aaa	12/02/15	12/07/15	24,651,000.00	1.62	118,055.56	24,942,249.50	24,788,550.00
INTER-AMERICAN DEVELOPMENT BANK DTD 10/15/2015 1.250% 10/15/2019	4581X0CR7	25,000,000.00	AAA	Aaa	03/16/16	03/21/16	24,746,000.00	1.54	118,055.56	24,954,717.50	24,788,550.00
INTL BANK OF RECON AND DEV GLOBAL NOTES DTD 10/27/2016 1.125% 11/27/2019	459058FS7	50,000,000.00	AAA	Aaa	10/20/16	10/27/16	49,894,500.00	1.20	146,875.00	49,974,348.50	49,428,100.00
INTL BANK OF RECON AND DEV GLOBAL NOTES DTD 03/30/2016 1.375% 03/30/2020	459058FA6	25,000,000.00	AAA	Aaa	03/23/16	03/30/16	24,923,500.00	1.45	144,184.03	24,978,900.25	24,672,400.00
INTL BK RECON & DEVELOP NOTES DTD 03/21/2017 1.875% 04/21/2020	459058FZ1	25,000,000.00	AAA	Aaa	03/14/17	03/21/17	24,978,250.00	1.90	169,270.83	24,991,763.25	24,791,800.00
INTER-AMERICAN DEVEL BK NOTE DTD 04/12/2017 1.625% 05/12/2020	4581X0CX4	25,000,000.00	AAA	Aaa	04/05/17	04/12/17	24,940,750.00	1.70	123,003.47	24,976,587.75	24,710,125.00
INTL BANK OF RECON AND DEV GLOBAL NOTES DTD 08/29/2017 1.625% 09/04/2020	459058GA5	25,000,000.00	AAA	Aaa	08/22/17	08/29/17	24,994,750.00	1.63	199,739.58	24,997,329.25	24,633,675.00
INTERNATIONAL FINANCE CORPORATION NOTE DTD 01/25/2018 2.250% 01/25/2021	45950KCM0	25,000,000.00	AAA	Aaa	01/18/18	01/25/18	24,926,500.00	2.35	56,250.00	24,952,864.75	24,822,825.00



Managed Account Detail of Securities Held

For the Month Ending **February 28, 2019**

SAN BERNARDINO COUNTY - 76990800

Security Type/Description Dated Date/Coupon/Maturity	CUSIP	Par	S&P Rating	Moody's Rating	Trade Date	Settle Date	Original Cost	YTM at Cost	Accrued Interest	Amortized Cost	Market Value
Supra-National Agency Bond / Note											
INTER-AMERICAN DEVELOPMENT BANK NOTE DTD 04/19/2018 2.625% 04/19/2021	4581X0DB1	50,000,000.00	AAA	Aaa	04/12/18	04/19/18	49,890,000.00	2.70	481,250.00	49,920,897.00	49,974,400.00
INTL BANK OF RECONSTRUCTION AND DEV NOTE DTD 07/25/2018 2.750% 07/23/2021	459058GH0	50,000,000.00	AAA	Aaa	07/18/18	07/25/18	49,883,000.00	2.83	145,138.89	49,905,641.00	50,176,850.00
INTL BANK OF RECON AND DEV GLOBAL NOTES DTD 12/13/2017 2.125% 12/13/2021	459058GF4	20,000,000.00	AAA	Aaa	12/12/17	12/13/17	19,955,000.00	2.18	92,083.33	19,968,283.60	19,762,540.00
INTER-AMERICAN DEVELOPMENT BANK NOTE DTD 09/26/2018 3.000% 09/26/2022	4581X0DD7	25,000,000.00	AAA	Aaa	09/20/18	09/26/18	24,944,000.00	3.06	322,916.67	24,949,712.25	25,325,300.00
Security Type Sub-Total		645,000,000.00					643,004,375.00	1.69	2,721,656.24	644,452,048.35	641,621,340.00
NOW Account											
BANK OF THE WEST MONEY MARKET FUND	BKOFWEST7	2,000.00	NR	NR	12/11/17	12/11/17	2,000.00	2.60	0.00	2,000.00	2,000.00
BANK OF THE WEST MONEY MARKET FUND	BKOFWEST7	14,998,000.00	NR	NR	11/21/16	11/21/16	14,998,000.00	2.60	0.00	14,998,000.00	14,998,000.00
BANK OF THE WEST MONEY MARKET FUND	BKOFWEST7	20,000,000.00	NR	NR	09/22/17	09/22/17	20,000,000.00	2.60	0.00	20,000,000.00	20,000,000.00
BANK OF THE WEST MONEY MARKET FUND	BKOFWEST7	25,000,000.00	NR	NR	07/24/18	07/24/18	25,000,000.00	2.60	0.00	25,000,000.00	25,000,000.00
BANK OF THE WEST MONEY MARKET FUND	BKOFWEST7	35,000,000.00	NR	NR	12/08/16	12/08/16	35,000,000.00	2.60	0.00	35,000,000.00	35,000,000.00
BANK OF THE WEST MONEY MARKET FUND	BKOFWEST7	50,000,000.00	NR	NR	11/28/16	11/28/16	50,000,000.00	2.60	0.00	50,000,000.00	50,000,000.00
BANK OF THE WEST MONEY MARKET FUND	BKOFWEST7	80,000,000.00	NR	NR	05/30/17	05/30/17	80,000,000.00	2.60	0.00	80,000,000.00	80,000,000.00
Security Type Sub-Total		225,000,000.00					225,000,000.00	2.60	0.00	225,000,000.00	225,000,000.00
Money Market Mutual Fund											
FIDELITY GOV'T MM FUND 2642	31607A703	1,000,000.00	AAAm	Aaa	10/27/16	10/27/16	1,000,000.00	2.29	0.00	1,000,000.00	1,000,000.00
FEDERATED GOVT OBLIGATIONS FUND	608919718	1,000,000.00	AAAm	Aaa	04/03/18	04/03/18	1,000,000.00	2.28	0.00	1,000,000.00	1,000,000.00



Managed Account Detail of Securities Held

For the Month Ending **February 28, 2019**

SAN BERNARDINO COUNTY - 76990800

Security Type/Description Dated Date/Coupon/Maturity	CUSIP	Par	S&P Rating	Moody's Rating	Trade Date	Settle Date	Original Cost	YTM at Cost	Accrued Interest	Amortized Cost	Market Value
Security Type Sub-Total		2,000,000.00					2,000,000.00	2.29	0.00	2,000,000.00	2,000,000.00
Joint Powers Authority											
CALIFORNIA ASSET MANAGEMENT PROGRAM	CAMPMF025	13,000,000.00	AAAm	NR	07/27/18	07/27/18	13,000,000.00	2.62	0.00	13,000,000.00	13,000,000.00
CALIFORNIA ASSET MANAGEMENT PROGRAM	CAMPMF025	18,000,000.00	AAAm	NR	12/08/15	12/08/15	18,000,000.00	2.62	0.00	18,000,000.00	18,000,000.00
CALIFORNIA ASSET MANAGEMENT PROGRAM	CAMPMF025	24,000,000.00	AAAm	NR	08/12/15	08/12/15	24,000,000.00	2.62	0.00	24,000,000.00	24,000,000.00
CALIFORNIA ASSET MANAGEMENT PROGRAM	CAMPMF025	25,000,000.00	AAAm	NR	08/05/15	08/05/15	25,000,000.00	2.62	0.00	25,000,000.00	25,000,000.00
CALIFORNIA ASSET MANAGEMENT PROGRAM	CAMPMF025	25,000,000.00	AAAm	NR	09/24/18	09/24/18	25,000,000.00	2.62	0.00	25,000,000.00	25,000,000.00
CALIFORNIA ASSET MANAGEMENT PROGRAM	CAMPMF025	45,000,000.00	AAAm	NR	09/22/17	09/22/17	45,000,000.00	2.62	0.00	45,000,000.00	45,000,000.00
CALIFORNIA ASSET MANAGEMENT PROGRAM	CAMPMF025	50,000,000.00	AAAm	NR	04/27/16	04/27/16	50,000,000.00	2.62	0.00	50,000,000.00	50,000,000.00
Security Type Sub-Total		200,000,000.00					200,000,000.00	2.62	0.00	200,000,000.00	200,000,000.00
Federally Insured Cash Account											
STONECASTLE FICA	FICAMF003	1,000,000.00	NR	NR	07/27/18	07/27/18	1,000,000.00	2.37	0.00	1,000,000.00	1,000,000.00
Security Type Sub-Total		1,000,000.00					1,000,000.00	2.37	0.00	1,000,000.00	1,000,000.00
Federal Agency Bond / Note											
FEDERAL HOME LOAN BANK NOTES DTD 02/06/2012 1.500% 03/08/2019	3133782M2	25,000,000.00	AA+	Aaa	03/01/17	03/02/17	25,051,750.00	1.40	180,208.33	25,000,504.50	24,997,000.00
FEDERAL HOME LOAN BANK NOTES DTD 02/06/2012 1.500% 03/08/2019	3133782M2	25,000,000.00	AA+	Aaa	03/29/17	03/30/17	25,052,500.00	1.39	180,208.33	25,000,532.50	24,997,000.00
FHLB NOTES DTD 03/10/2017 1.375% 03/18/2019	3130AAXX1	75,000,000.00	AA+	Aaa	03/09/17	03/10/17	74,826,000.00	1.49	466,927.08	74,995,888.50	74,971,575.00



Managed Account Detail of Securities Held

For the Month Ending **February 28, 2019**

SAN BERNARDINO COUNTY - 76990800

Security Type/Description Dated Date/Coupon/Maturity	CUSIP	Par	S&P Rating	Moody's Rating	Trade Date	Settle Date	Original Cost	YTM at Cost	Accrued Interest	Amortized Cost	Market Value
Federal Agency Bond / Note											
FREDDIE MAC NOTES DTD 03/21/2016 1.125% 04/15/2019	3137EADZ9	25,000,000.00	AA+	Aaa	03/17/16	03/21/16	24,991,750.00	1.14	106,250.00	24,999,664.50	24,961,875.00
FFCB BONDS DTD 04/17/2017 1.320% 04/17/2019	3133EHFK4	25,000,000.00	AA+	Aaa	04/06/17	04/17/17	24,978,250.00	1.36	122,833.33	24,998,596.25	24,964,875.00
FANNIE MAE FLOATING NOTES DTD 10/30/2018 2.420% 04/30/2019	3135G0U50	10,000,000.00	AA+	Aaa	10/25/18	10/30/18	10,000,000.00	2.22	20,400.00	10,000,000.00	10,000,420.00
FEDERAL HOME LOAN BANK AGENCY NOTES DTD 05/12/2017 1.375% 05/28/2019	3130ABF92	45,000,000.00	AA+	Aaa	05/11/17	05/12/17	44,914,950.00	1.47	159,843.75	44,989,821.45	44,878,860.00
FHLB GLOBAL NOTE DTD 06/03/2016 1.125% 06/21/2019	3130A8DB6	50,000,000.00	AA+	Aaa	06/02/16	06/03/16	49,979,000.00	1.14	109,375.00	49,997,858.50	49,795,100.00
FFCB BONDS DTD 07/24/2017 1.400% 07/24/2019	3133EHSC8	25,000,000.00	AA+	Aaa	07/17/17	07/24/17	24,981,750.00	1.44	35,972.22	24,996,336.25	24,897,850.00
FREDDIE MAC GLOBAL NOTES DTD 07/30/2012 1.250% 08/01/2019	3137EADK2	23,347,000.00	AA+	Aaa	08/07/15	08/10/15	23,123,989.46	1.50	24,319.79	23,323,015.63	23,223,961.31
FREDDIE MAC NOTES DTD 07/19/2017 1.375% 08/15/2019	3137EAEH8	10,000,000.00	AA+	Aaa	09/26/17	09/27/17	9,978,400.00	1.49	6,111.11	9,994,732.60	9,947,900.00
FREDDIE MAC NOTES DTD 07/19/2017 1.375% 08/15/2019	3137EAEH8	75,000,000.00	AA+	Aaa	07/18/17	07/19/17	74,889,750.00	1.45	45,833.33	74,975,436.00	74,609,250.00
FNMA NOTES DTD 09/02/2016 1.000% 08/28/2019	3135G0P49	50,000,000.00	AA+	Aaa	08/31/16	09/02/16	49,922,000.00	1.05	4,166.67	49,986,998.50	49,629,450.00
FREDDIE MAC GLOBAL NOTES DTD 10/02/2012 1.250% 10/02/2019	3137EADM8	10,000,000.00	AA+	Aaa	09/26/17	09/27/17	9,949,000.00	1.51	51,736.11	9,985,006.40	9,926,050.00
FEDERAL HOME LOAN BANK NOTES DTD 10/13/2017 1.500% 10/21/2019	3130ACM92	50,000,000.00	AA+	Aaa	10/12/17	10/13/17	49,911,500.00	1.59	270,833.33	49,971,730.50	49,663,250.00
FANNIE MAE GLOBAL NOTES DTD 10/25/2016 1.000% 10/24/2019	3135G0R39	25,000,000.00	AA+	Aaa	10/21/16	10/25/16	24,933,000.00	1.09	88,194.44	24,985,352.50	24,751,825.00
FHLB NOTES DTD 11/17/2016 1.375% 11/15/2019	3130AA3R7	35,000,000.00	AA+	Aaa	11/16/16	11/17/16	34,991,950.00	1.38	141,701.39	34,998,072.20	34,715,135.00



Managed Account Detail of Securities Held

For the Month Ending **February 28, 2019**

SAN BERNARDINO COUNTY - 76990800

Security Type/Description	Dated Date/Coupon/Maturity	CUSIP	Par	S&P Rating	Moody's Rating	Trade Date	Settle Date	Original Cost	YTM at Cost	Accrued Interest	Amortized Cost	Market Value
Federal Agency Bond / Note												
FEDERAL FARM CREDIT BANKS FLOATING NOTE	DTD 03/19/2018 2.420% 11/19/2019	3133EJGR4	10,000,000.00	AA+	Aaa	03/09/18	03/19/18	10,000,000.00	1.72	6,723.28	10,000,000.00	9,995,790.00
FFCB NOTES	DTD 12/12/2017 1.875% 12/12/2019	3133EH2S1	50,000,000.00	AA+	Aaa	12/05/17	12/12/17	49,950,685.50	1.93	205,729.17	49,980,543.00	49,755,100.00
FHLB NOTES	DTD 12/30/2013 2.375% 12/13/2019	3130A0JR2	25,000,000.00	AA+	Aaa	11/16/17	11/17/17	25,295,700.00	1.79	128,645.83	25,113,049.50	24,968,275.00
FREDDIE MAC NOTES	DTD 01/17/2017 1.500% 01/17/2020	3137EAEE5	25,000,000.00	AA+	Aaa	01/12/17	01/17/17	24,973,000.00	1.54	45,833.33	24,991,974.50	24,772,750.00
FNMA NOTES	DTD 01/12/2015 1.625% 01/21/2020	3135G0A78	25,000,000.00	AA+	Aaa	12/02/15	12/03/15	25,004,100.00	1.62	45,138.89	25,000,940.00	24,799,750.00
FHLB NOTES	DTD 02/09/2018 2.125% 02/11/2020	3130ADN32	75,000,000.00	AA+	Aaa	02/08/18	02/09/18	74,862,750.00	2.22	88,541.67	74,934,606.00	74,705,625.00
FNMA NOTES	DTD 02/28/2017 1.500% 02/28/2020	3135G0T29	40,000,000.00	AA+	Aaa	02/24/17	02/28/17	39,974,400.00	1.52	5,000.00	39,991,408.80	39,590,800.00
FEDERAL HOME LOAN BANKS NOTES	DTD 03/16/2018 2.375% 03/30/2020	3130ADUJ9	30,000,000.00	AA+	Aaa	03/15/18	03/16/18	29,994,600.00	2.38	298,854.17	29,997,025.80	29,949,420.00
FHLMC AGENCY NOTES	DTD 04/20/2017 1.375% 04/20/2020	3137EAEF2	25,000,000.00	AA+	Aaa	04/19/17	04/20/17	24,914,500.00	1.49	125,086.81	24,967,182.00	24,675,375.00
FHLMC NOTES	DTD 04/19/2018 2.500% 04/23/2020	3137EAEM7	35,000,000.00	AA+	Aaa	04/18/18	04/19/18	34,992,300.00	2.51	311,111.11	34,995,539.25	34,987,645.00
FFCB BONDS	DTD 05/08/2017 1.550% 05/08/2020	3133EHJA2	25,000,000.00	AA+	Aaa	05/02/17	05/08/17	24,986,275.00	1.57	121,631.94	24,994,498.50	24,696,650.00
FEDERAL HOME LOAN BANKS NOTES	DTD 05/21/2018 2.625% 05/28/2020	3130AECJ7	50,000,000.00	AA+	Aaa	05/18/18	05/21/18	49,982,000.00	2.64	339,062.50	49,988,727.50	50,041,100.00
FNMA NOTES	DTD 08/01/2017 1.500% 07/30/2020	3135G0T60	75,000,000.00	AA+	Aaa	07/28/17	08/01/17	74,772,750.00	1.60	96,875.00	74,891,457.75	73,924,800.00
FHLB NOTES	DTD 03/14/2018 2.400% 09/14/2020	3130ADT93	10,000,000.00	AA+	Aaa	03/08/18	03/14/18	9,993,783.00	2.43	111,333.33	9,996,136.20	9,975,910.00



Managed Account Detail of Securities Held

For the Month Ending **February 28, 2019**

SAN BERNARDINO COUNTY - 76990800

Security Type/Description Dated Date/Coupon/Maturity	CUSIP	Par	S&P Rating	Moody's Rating	Trade Date	Settle Date	Original Cost	YTM at Cost	Accrued Interest	Amortized Cost	Market Value
Federal Agency Bond / Note											
FHLB NOTES DTD 09/08/2017 1.375% 09/28/2020	3130ACE26	40,000,000.00	AA+	Aaa	09/07/17	09/08/17	39,871,600.00	1.48	233,750.00	39,933,049.60	39,276,520.00
FEDERAL HOME LOAN BANKS NOTES DTD 09/07/2018 2.625% 10/01/2020	3130AEWA4	75,000,000.00	AA+	Aaa	09/06/18	09/07/18	74,838,750.00	2.73	820,312.50	74,875,098.00	75,056,925.00
FANNIE MAE NOTES DTD 11/01/2018 2.875% 10/30/2020	3135G0U84	50,000,000.00	AA+	Aaa	10/30/18	11/01/18	49,971,000.00	2.91	479,166.67	49,975,721.50	50,246,600.00
FHLMC NOTES DTD 11/15/2017 1.875% 11/17/2020	3137EAEK1	50,000,000.00	AA+	Aaa	11/14/17	11/15/17	49,952,000.00	1.91	270,833.33	49,972,332.50	49,420,000.00
FHLB CALLABLE NOTES DTD 01/29/2018 2.250% 01/29/2021	3130ADFV9	25,000,000.00	AA+	Aaa	01/17/18	01/29/18	25,000,000.00	2.25	50,000.00	25,000,000.00	24,847,650.00
FREDDIE MAC NOTES DTD 02/16/2018 2.375% 02/16/2021	3137EAEK9	50,000,000.00	AA+	Aaa	02/15/18	02/16/18	49,868,000.00	2.47	49,479.17	49,912,747.50	49,832,450.00
FEDERAL FARM CREDIT BANKS NOTES DTD 04/05/2018 2.540% 04/05/2021	3133EJJD2	50,000,000.00	AA+	Aaa	04/03/18	04/05/18	50,012,500.00	2.53	515,055.56	50,008,824.00	49,950,250.00
FANNIE MAE NOTES DTD 04/13/2018 2.500% 04/13/2021	3135G0U27	50,000,000.00	AA+	Aaa	04/12/18	04/13/18	49,925,500.00	2.55	479,166.67	49,946,864.50	49,956,200.00
FEDERAL FARM CREDIT BANK NOTES DTD 11/26/2018 2.875% 05/26/2021	3133EJW70	25,000,000.00	AA+	Aaa	11/26/18	11/27/18	24,955,750.00	2.95	189,670.14	24,960,248.50	25,165,025.00
FEDERAL FARM CREDIT BANK NOTES DTD 11/26/2018 2.875% 05/26/2021	3133EJW70	50,000,000.00	AA+	Aaa	11/20/18	11/26/18	49,966,000.00	2.90	379,340.28	49,969,486.00	50,330,050.00
FANNIE MAE NOTES DTD 06/25/2018 2.750% 06/22/2021	3135G0U35	75,000,000.00	AA+	Aaa	06/22/18	06/25/18	74,982,750.00	2.76	395,312.50	74,986,482.00	75,340,050.00
FEDERAL HOME LOAN BANKS NOTES DTD 10/12/2018 3.000% 10/12/2021	3130AF5B9	50,000,000.00	AA+	Aaa	10/11/18	10/12/18	49,967,500.00	3.02	579,166.67	49,971,527.50	50,556,200.00
FANNIE MAE NOTES DTD 01/11/2019 2.625% 01/11/2022	3135G0U92	60,000,000.00	AA+	Aaa	01/09/19	01/11/19	59,956,800.00	2.65	218,750.00	59,958,735.00	60,092,220.00
FEDERAL FARM CREDIT BANK NOTES DTD 01/18/2019 2.600% 01/18/2022	3133EJ5P0	50,000,000.00	AA+	Aaa	01/16/19	01/18/19	49,957,500.00	2.63	155,277.78	49,959,137.50	50,050,850.00



Managed Account Detail of Securities Held

For the Month Ending **February 28, 2019**

SAN BERNARDINO COUNTY - 76990800

Security Type/Description Dated Date/Coupon/Maturity	CUSIP	Par	S&P Rating	Moody's Rating	Trade Date	Settle Date	Original Cost	YTM at Cost	Accrued Interest	Amortized Cost	Market Value
Federal Agency Bond / Note											
FEDERAL HOME LOAN BANK (CALLABLE) NOTES DTD 09/26/2017 2.150% 09/26/2022	3130ACF66	25,000,000.00	AA+	Aaa	01/28/19	01/29/19	24,398,750.00	2.85	231,423.61	24,412,869.25	24,522,325.00
FEDERAL HOME LOAN BANK NOTES (CALLABLE) DTD 10/26/2018 3.210% 10/26/2022	3130AFAJ6	25,000,000.00	AA+	Aaa	10/17/18	10/26/18	25,000,000.00	3.21	278,645.83	25,000,000.00	25,200,500.00
FEDERAL HOME LOAN BANK NOTES DTD 03/01/2018 2.750% 03/10/2023	3130ADRG9	10,000,000.00	AA+	Aaa	01/07/19	01/09/19	10,042,680.00	2.64	130,625.00	10,041,443.40	10,041,870.00
FANNIE MAE NOTES DTD 02/08/2019 2.500% 02/05/2024	3135G0V34	100,000,000.00	AA+	Aaa	02/07/19	02/08/19	99,628,000.00	2.58	159,722.22	99,632,476.00	99,393,300.00
FHLB BONDS DTD 02/15/2019 2.500% 02/13/2024	3130AFW94	50,000,000.00	AA+	Aaa	02/14/19	02/15/19	49,823,000.00	2.58	55,555.56	49,824,482.50	49,720,150.00
Security Type Sub-Total		1,993,347,000.00					1,990,290,462.96	2.09	9,615,734.73	1,991,384,160.83	1,986,769,501.31

Corporate Note											
MICROSOFT CORP NOTES DTD 08/08/2016 1.100% 08/08/2019	594918BN3	15,000,000.00	AAA	Aaa	10/30/18	11/01/18	14,811,990.00	2.76	10,541.67	14,893,125.60	14,909,865.00
MICROSOFT CORP NOTES DTD 08/08/2016 1.100% 08/08/2019	594918BN3	20,000,000.00	AAA	Aaa	08/01/16	08/08/16	19,979,400.00	1.14	14,055.56	19,996,962.80	19,879,820.00
WAL-MART STORES INC CORP NOTE DTD 10/20/2017 1.750% 10/09/2019	931142DY6	7,000,000.00	AA	Aa2	10/11/17	10/20/17	6,999,860.00	1.75	48,319.44	6,999,951.77	6,962,977.00
MICROSOFT CORP NOTES DTD 02/06/2017 1.850% 02/06/2020	594918BV5	15,000,000.00	AAA	Aaa	01/30/17	02/06/17	14,989,950.00	1.87	19,270.83	14,996,823.30	14,890,170.00
WAL-MART STORES INC CORP NOTES DTD 06/27/2018 2.850% 06/23/2020	931142EG4	10,000,000.00	AA	Aa2	06/20/18	06/27/18	9,996,900.00	2.87	53,833.33	9,997,923.60	10,024,690.00
JOHNSON & JOHNSON CORP NOTE DTD 11/10/2017 1.950% 11/10/2020	478160CH5	3,000,000.00	AAA	Aaa	11/08/17	11/10/17	2,996,790.00	1.99	18,037.50	2,998,167.15	2,964,582.00
JPMORGAN CHASE & CO CORP NOTE DTD 02/01/2018 2.604% 02/01/2021	48125LRK0	2,750,000.00	A+	Aa2	01/15/19	01/17/19	2,729,347.50	2.99	5,967.50	2,730,573.73	2,738,810.25



Managed Account Detail of Securities Held

For the Month Ending **February 28, 2019**

SAN BERNARDINO COUNTY - 76990800

Security Type/Description Dated Date/Coupon/Maturity	CUSIP	Par	S&P Rating	Moody's Rating	Trade Date	Settle Date	Original Cost	YTM at Cost	Accrued Interest	Amortized Cost	Market Value
Corporate Note											
EXXON MOBIL CORPORATE (CALLABLE) NOTES DTD 03/03/2016 2.222% 03/01/2021	30231GAV4	5,000,000.00	AA+	Aaa	11/26/18	11/28/18	4,887,350.00	3.26	55,550.00	4,899,922.75	4,955,700.00
JPMORGAN CHASE & CO CORP NOTE DTD 04/26/2018 3.086% 04/26/2021	48125LRN4	7,500,000.00	A+	Aa2	01/15/19	01/17/19	7,474,275.00	3.24	80,364.58	7,475,703.38	7,502,302.50
WAL-MART STORES INC CORP NOTES DTD 06/27/2018 3.125% 06/23/2021	931142EJ8	7,000,000.00	AA	Aa2	06/20/18	06/27/18	6,999,650.00	3.13	41,319.44	6,999,712.44	7,069,370.00
WAL-MART STORES INC CORP NOTES DTD 06/27/2018 3.125% 06/23/2021	931142EJ8	10,000,000.00	AA	Aa2	06/21/18	06/27/18	10,011,800.00	3.08	59,027.78	10,009,194.50	10,099,100.00
3M COMPANY DTD 09/14/2018 3.000% 09/14/2021	88579YBA8	2,000,000.00	AA-	A1	09/11/18	09/14/18	1,995,900.00	3.07	27,833.33	1,996,510.06	2,017,052.00
3M COMPANY CORP (CALLABLE) NOTES DTD 09/19/2016 1.625% 09/19/2021	88579YAU5	10,000,000.00	AA-	A1	11/05/18	11/07/18	9,571,200.00	3.20	73,125.00	9,616,803.40	9,696,130.00
3M COMPANY DTD 02/22/2019 2.750% 03/01/2022	88579YBF7	5,000,000.00	AA-	A1	02/12/19	02/22/19	4,997,650.00	2.77	3,437.50	4,997,669.75	5,005,825.00
Security Type Sub-Total		119,250,000.00					118,442,062.50	2.45	510,683.46	118,609,044.23	118,716,393.75
Commercial Paper											
JP MORGAN SECURITIES LLC COMM PAPER DTD 06/04/2018 0.000% 03/01/2019	466400O12	25,000,000.00	A-1	P-1	08/02/18	08/02/18	24,633,680.56	2.54	0.00	25,000,000.00	24,998,325.00
BNP PARIBAS NY BRANCH COMM PAPER DTD 06/06/2018 0.000% 03/01/2019	09659CO19	30,000,000.00	A-1	P-1	12/20/18	12/20/18	29,853,858.33	2.48	0.00	30,000,000.00	29,998,020.00
CREDIT AGRICOLE CIB NY COMM PAPER DTD 06/04/2018 0.000% 03/01/2019	22533UO14	146,000,000.00	A-1	P-1	02/28/19	02/28/19	145,990,388.33	2.37	0.00	146,000,000.00	145,990,364.00
NATIXIS NY BRANCH COMM PAPER DTD 06/05/2018 0.000% 03/01/2019	63873KQ18	200,000,000.00	A-1	P-1	02/28/19	02/28/19	199,986,888.89	2.36	0.00	200,000,000.00	199,986,600.00
EXXON MOBIL CORP COMM PAPER -- 0.000% 03/04/2019	30229BQ42	30,000,000.00	A-1+	P-1	12/21/18	12/21/18	29,848,525.00	2.50	0.00	29,993,775.00	29,992,080.00



Managed Account Detail of Securities Held

For the Month Ending **February 28, 2019**

SAN BERNARDINO COUNTY - 76990800

Security Type/Description Dated Date/Coupon/Maturity	CUSIP	Par	S&P Rating	Moody's Rating	Trade Date	Settle Date	Original Cost	YTM at Cost	Accrued Interest	Amortized Cost	Market Value
Commercial Paper											
MUFG BANK LTD/NY COMM PAPER -- 0.000% 03/07/2019	62479MQ71	50,000,000.00	A-1	P-1	01/31/19	02/01/19	49,881,944.44	2.51	0.00	49,979,166.50	49,976,600.00
JP MORGAN SECURITIES LLC COMM PAPER DTD 06/18/2018 0.000% 03/13/2019	46640QQD6	30,000,000.00	A-1	P-1	12/13/18	12/13/18	29,791,500.00	2.80	0.00	29,972,199.90	29,973,450.00
MUFG BANK LTD/NY COMM PAPER DTD 09/19/2018 0.000% 03/19/2019	62479MQK2	30,000,000.00	A-1	P-1	02/27/19	02/28/19	29,961,366.67	2.44	0.00	29,963,400.00	29,961,450.00
EXXON MOBIL CORP COMM PAPER -- 0.000% 04/22/2019	30229BRN9	100,000,000.00	A-1+	P-1	02/27/19	02/28/19	99,639,305.56	2.46	0.00	99,646,111.00	99,641,400.00
TOYOTA MOTOR CREDIT CORP COMM PAPER DTD 08/08/2018 0.000% 05/01/2019	89233HS13	25,000,000.00	A-1+	P-1	08/08/18	08/09/18	24,523,368.06	2.64	0.00	24,890,284.75	24,896,150.00
JP MORGAN SECURITIES LLC COMM PAPER DTD 10/16/2018 0.000% 05/01/2019	46640OS10	25,000,000.00	A-1	P-1	10/16/18	10/17/18	24,636,583.33	2.71	0.00	24,886,895.75	24,889,900.00
CREDIT AGRICOLE CIB NY COMM PAPER -- 0.000% 05/02/2019	22533US20	30,000,000.00	A-1	P-1	01/28/19	01/29/19	29,798,500.00	2.62	0.00	29,865,666.60	29,872,950.00
TOYOTA MOTOR CREDIT CORP COMM PAPER DTD 11/09/2018 0.000% 05/23/2019	89233HSP0	50,000,000.00	A-1+	P-1	01/24/19	01/25/19	49,567,333.33	2.66	0.00	49,695,666.50	49,716,050.00
BNP PARIBAS NY BRANCH COMM PAPER -- 0.000% 05/30/2019	09659CSW9	50,000,000.00	A-1	P-1	01/03/19	01/03/19	49,442,625.00	2.76	0.00	49,658,750.00	49,678,700.00
COOPERATIEVE RABOBANK U.A. COMM PAPER -- 0.000% 07/31/2019	21687BUX7	50,000,000.00	A-1	P-1	12/11/18	12/12/18	49,101,666.67	2.85	0.00	49,408,889.00	49,449,200.00
TOYOTA MOTOR CREDIT CORP COMM PAPER -- 0.000% 08/01/2019	89233HV19	25,000,000.00	A-1+	P-1	01/31/19	02/01/19	24,665,652.78	2.70	0.00	24,717,375.00	24,734,250.00
BNP PARIBAS NY BRANCH COMM PAPER -- 0.000% 08/01/2019	09659CV13	25,000,000.00	A-1	P-1	02/05/19	02/05/19	24,676,729.17	2.66	0.00	24,720,562.50	24,720,775.00
JP MORGAN SECURITIES LLC COMM PAPER DTD 11/06/2018 0.000% 08/01/2019	46640OV16	50,000,000.00	A-1	P-1	01/03/19	01/03/19	49,148,333.33	2.97	0.00	49,379,500.00	49,426,150.00



Managed Account Detail of Securities Held

For the Month Ending **February 28, 2019**

SAN BERNARDINO COUNTY - 76990800

Security Type/Description	Dated Date/Coupon/Maturity	CUSIP	Par	S&P Rating	Moody's Rating	Trade Date	Settle Date	Original Cost	YTM at Cost	Accrued Interest	Amortized Cost	Market Value
Commercial Paper												
Security Type Sub-Total			971,000,000.00					965,148,249.45	2.54	0.00	967,778,242.50	967,902,414.00
Certificate of Deposit												
BMO HARRIS BANK NA FLOATING CERT DEPOS DTD 06/06/2018 2.829% 03/01/2019	05574BJT8	25,000,000.00	A-1	P-1	06/05/18	06/06/18	25,000,000.00	2.36	55,010.86	25,000,000.00	25,000,000.00	
COMMONWEALTH BANK OF AUSTRALIA NY CD DTD 10/25/2018 2.570% 03/01/2019	20271EPW3	25,000,000.00	A-1+	P-1	10/24/18	10/25/18	25,000,000.00	2.57	226,659.72	25,000,000.00	25,000,147.50	
SVENSKA HANDELSBANKEN NY CERT DEPOS DTD 12/20/2018 2.650% 03/01/2019	86958J2T5	50,000,000.00	A-1+	P-1	12/19/18	12/20/18	50,000,000.00	2.65	261,319.44	50,000,000.00	50,000,570.00	
WESTPAC BANKING CORP NY FLT CERT DEPOS DTD 03/06/2018 2.843% 03/06/2019	96121T7C6	50,000,000.00	A-1+	P-1	03/02/18	03/06/18	50,000,000.00	2.05	90,822.21	50,000,000.00	50,000,500.00	
NORDEA BANK FINLAND NY CERT DEPOS DTD 12/11/2018 2.760% 03/11/2019	65558TBY0	40,000,000.00	A-1+	P-1	12/11/18	12/11/18	40,000,000.00	2.76	245,333.33	40,000,000.00	40,007,148.00	
ROYAL BANK OF CANADA NY FLT CERT DEPOS DTD 04/09/2018 3.024% 04/09/2019	78012UCT0	25,000,000.00	A-1+	P-1	04/05/18	04/09/18	25,000,000.00	2.56	117,595.33	25,000,000.00	25,006,625.00	
NORDEA BK AB (PUBL)/NY FLOATING CD DTD 03/14/2018 2.881% 04/22/2019	65590ATJ5	25,000,000.00	A-1+	P-1	03/13/18	03/14/18	25,000,000.00	2.19	14,005.49	25,000,000.00	24,996,750.00	
BANK OF MONTREAL CHICAGO CERT DEPOS DTD 01/03/2019 2.770% 04/22/2019	06370RTU3	50,000,000.00	A-1	P-1	01/03/19	01/03/19	50,000,000.00	2.77	219,291.67	50,000,000.00	50,035,050.00	
BANK OF NOVA SCOTIA HOUSTON FLT CD DTD 03/29/2018 2.986% 05/01/2019	06417GR34	25,000,000.00	A-1	P-1	03/28/18	03/29/18	25,000,000.00	2.62	58,065.97	25,000,000.00	25,008,750.00	
BANK OF AMERICA NA CERT DEPOS DTD 09/19/2018 2.600% 05/01/2019	06052TB90	25,000,000.00	A-1	P-1	09/18/18	09/19/18	25,000,000.00	2.60	294,305.56	25,000,000.00	25,001,987.50	
US BANK NATL ASSOC CERT DEPOS DTD 01/29/2019 2.640% 05/07/2019	90333VH52	40,000,000.00	A-1+	P-1	01/28/19	01/29/19	40,000,000.00	2.64	90,933.33	40,000,000.00	40,013,964.00	



Managed Account Detail of Securities Held

For the Month Ending **February 28, 2019**

SAN BERNARDINO COUNTY - 76990800

Security Type/Description Dated Date/Coupon/Maturity	CUSIP	Par	S&P Rating	Moody's Rating	Trade Date	Settle Date	Original Cost	YTM at Cost	Accrued Interest	Amortized Cost	Market Value
Certificate of Deposit											
SWEDBANK NY CERT DEPOS DTD 01/09/2019 2.740% 05/30/2019	87019VUH8	50,000,000.00	A-1+	P-1	01/08/19	01/09/19	50,000,000.00	2.74	194,083.33	50,000,000.00	50,035,145.00
BANK OF MONTREAL CHICAGO FLOATING CD DTD 05/11/2018 2.840% 06/03/2019	06371E5T0	25,000,000.00	A-1	P-1	05/10/18	05/11/18	25,000,000.00	2.28	49,717.88	25,000,000.00	24,999,500.00
BANK OF MONTREAL CHICAGO FLOATING CD DTD 06/05/2018 2.790% 06/03/2019	06371E7H4	25,000,000.00	A-1	P-1	06/04/18	06/05/18	25,000,000.00	2.34	48,849.83	25,000,000.00	24,997,000.00
ROYAL BANK OF CANADA NY FLT CERT DEPOS DTD 06/05/2018 2.790% 06/03/2019	78012UDY8	25,000,000.00	A-1+	P-1	06/04/18	06/05/18	25,000,000.00	2.34	48,849.83	25,000,000.00	25,002,000.00
WESTPAC BANKING CORP NY FLOAT CERT DEPOS DTD 06/06/2018 2.770% 06/03/2019	96121T7M4	25,000,000.00	A-1+	P-1	06/05/18	06/06/18	25,000,000.00	2.33	48,502.60	25,000,000.00	25,004,750.00
TORONTO DOMINION BANK NY FLT CERT DEPOS DTD 06/07/2018 2.780% 06/03/2019	89113X2H6	25,000,000.00	A-1+	P-1	06/06/18	06/07/18	25,000,000.00	2.35	48,502.61	25,000,000.00	25,003,250.00
COMMONWEALTH BANK OF AUSTRALIA NY FLT CD DTD 12/12/2018 2.771% 06/07/2019	20271EOE2	25,000,000.00	A-1+	P-1	12/11/18	12/12/18	25,000,000.00	2.73	42,812.15	25,000,000.00	25,014,750.00
ROYAL BANK OF CANADA NY FLT CERT DEPOS DTD 06/05/2018 2.809% 07/01/2019	78012UDZ5	25,000,000.00	A-1+	P-1	06/04/18	06/05/18	25,000,000.00	2.33	55,010.85	25,000,000.00	24,998,750.00
BANK OF NOVA SCOTIA HOUSTON FLT CD DTD 06/06/2018 2.809% 07/01/2019	06417GT99	25,000,000.00	A-1	P-1	06/05/18	06/06/18	25,000,000.00	2.36	55,010.85	25,000,000.00	24,992,250.00
TORONTO DOMINION BANK NY FLT CERT DEPOS DTD 06/07/2018 2.779% 07/01/2019	89113X2J2	25,000,000.00	A-1+	P-1	06/06/18	06/07/18	25,000,000.00	2.34	54,427.53	25,000,000.00	24,984,250.00



Managed Account Detail of Securities Held

For the Month Ending **February 28, 2019**

SAN BERNARDINO COUNTY - 76990800

Security Type/Description Dated Date/Coupon/Maturity	CUSIP	Par	S&P Rating	Moody's Rating	Trade Date	Settle Date	Original Cost	YTM at Cost	Accrued Interest	Amortized Cost	Market Value
Certificate of Deposit											
SVENSKA HANDELSBANKEN NY FLOATING CD DTD 06/06/2018 2.769% 07/01/2019	86958JH85	50,000,000.00	A-1+	P-1	06/05/18	06/06/18	50,000,000.00	2.32	108,466.15	50,000,000.00	50,020,500.00
ROYAL BANK OF CANADA NY CERT DEPOS DTD 01/29/2019 2.690% 08/01/2019	78012ULW3	25,000,000.00	A-1+	P-1	01/29/19	01/29/19	25,000,000.00	2.69	57,909.72	25,000,000.00	25,005,920.00
NORDEA BANK AB NEW YORK CERT DEPOS DTD 01/29/2019 2.670% 08/01/2019	65558TDL6	50,000,000.00	A-1+	P-1	01/29/19	01/29/19	50,000,000.00	2.67	114,958.33	50,000,000.00	50,007,620.00
US BANK NA CINCINNATI CERT DEPOS DTD 09/05/2018 2.720% 09/03/2019	90333VYO7	25,000,000.00	A-1+	P-1	09/04/18	09/05/18	25,000,000.00	2.72	334,333.33	25,000,000.00	25,004,325.00
TORONTO DOMINION BANK NY CERT DEPOS DTD 10/19/2018 3.000% 11/01/2019	89114MJN8	25,000,000.00	A-1+	P-1	10/18/18	10/19/18	25,000,000.00	3.00	275,000.00	25,000,000.00	25,061,975.00
COOPERATIEVE RABOBANK U.A. CERT DEPOS DTD 01/09/2019 2.860% 01/02/2020	21685V7E3	25,000,000.00	A-1	P-1	01/08/19	01/09/19	25,000,000.00	2.86	101,291.67	25,000,000.00	25,035,147.50

Security Type Sub-Total		855,000,000.00					855,000,000.00	2.53	3,311,069.57	855,000,000.00	855,238,624.50
--------------------------------	--	-----------------------	--	--	--	--	-----------------------	-------------	---------------------	-----------------------	-----------------------

Bank Note											
US BANK NA CINCINNATI CALLABLE BANK NOTE DTD 07/24/2018 3.050% 07/24/2020	90331HNU3	10,000,000.00	AA-	A1	07/20/18	07/24/18	9,995,200.00	3.07	31,347.22	9,996,617.40	10,028,370.00
US BANK NA CALLABLE BANK NOTE DTD 10/24/2017 2.050% 10/23/2020	90331HNG4	40,000,000.00	AA-	A1	10/19/17	10/24/17	39,992,000.00	2.06	291,555.56	39,995,545.20	39,494,560.00
JPMORGAN CHASE & CO FLT BK NT (CALLABLE) DTD 02/19/2019 3.053% 02/19/2021	48125LRS3	10,000,000.00	A+	Aa2	02/12/19	02/19/19	10,000,000.00	3.11	8,480.22	10,000,000.00	10,009,480.00
US BANK NA CINCINNATI CALLABLE BANK NOTE DTD 04/26/2018 3.150% 04/26/2021	90331HNP4	15,000,000.00	AA-	A1	04/24/18	04/26/18	14,999,100.00	3.15	164,062.50	14,999,346.00	15,072,990.00



Managed Account Detail of Securities Held

For the Month Ending **February 28, 2019**

SAN BERNARDINO COUNTY - 76990800

Security Type/Description Dated Date/Coupon/Maturity	CUSIP	Par	S&P Rating	Moody's Rating	Trade Date	Settle Date	Original Cost	YTM at Cost	Accrued Interest	Amortized Cost	Market Value
Bank Note											
US BANK BANK NOTE (CALLABLE) DTD 11/16/2018 3.450% 11/16/2021	90331HNX7	10,000,000.00	AA-	A1	11/13/18	11/16/18	9,986,200.00	3.50	100,625.00	9,987,484.20	10,123,840.00
Security Type Sub-Total		85,000,000.00					84,972,500.00	2.67	596,070.50	84,978,992.80	84,729,240.00
Asset-Backed Security											
HAROT 2019-1 A2 DTD 02/27/2019 2.750% 09/20/2021	43814WAB1	6,500,000.00	AAA	NR	02/19/19	02/27/19	6,499,581.40	2.75	1,986.11	6,499,583.09	6,500,464.10
TAOT 2019-A A2A DTD 02/13/2019 2.830% 10/15/2021	89239AAB9	4,000,000.00	AAA	Aaa	02/05/19	02/13/19	3,999,636.80	2.84	5,660.00	3,999,644.08	4,002,274.40
HAROT 2019-1 A3 DTD 02/27/2019 2.830% 03/20/2023	43814WAC9	4,000,000.00	AAA	NR	02/19/19	02/27/19	3,999,892.80	2.83	1,257.78	3,999,893.40	4,001,642.40
TAOT 2019-A A3 DTD 02/13/2019 2.910% 07/15/2023	89239AAD5	8,000,000.00	AAA	Aaa	02/05/19	02/13/19	7,998,542.40	2.92	11,640.00	7,998,559.92	8,010,428.80
Security Type Sub-Total		22,500,000.00					22,497,653.40	2.84	20,543.89	22,497,680.49	22,514,809.70
Managed Account Sub-Total		6,544,097,000.00					6,519,854,426.82	2.18	21,092,463.48	6,530,617,194.45	6,515,318,773.26
Securities Sub-Total		\$6,544,097,000.00					\$6,519,854,426.82	2.18%	\$21,092,463.48	\$6,530,617,194.45	\$6,515,318,773.26
Accrued Interest											\$21,092,463.48
Total Investments											\$6,536,411,236.74



Managed Account Fair Market Value & Analytics

For the Month Ending **February 28, 2019**

SAN BERNARDINO COUNTY - 76990800

Security Type/Description	Dated Date/Coupon/Maturity	CUSIP	Par	Broker	Next Call Date	Market Price	Market Value	Unreal G/L On Cost	Unreal G/L Amort Cost	Effective Duration	Duration to Worst at Mkt	YTM
U.S. Treasury Bond / Note												
US TREASURY NOTES	DTD 03/31/2014 1.625% 03/31/2019	912828C65	25,000,000.00	TOR DOM		99.93	24,983,325.00	(227,612.50)	(21,923.50)	0.09	0.09	2.39
US TREASURY NOTES	DTD 04/15/2016 0.875% 04/15/2019	912828Q52	25,000,000.00	BMO		99.81	24,951,525.00	153,673.44	(32,227.50)	0.13	0.13	2.41
US TREASURY NOTES	DTD 05/31/2017 1.250% 05/31/2019	912828XS4	25,000,000.00	BARCLAYS		99.69	24,922,850.00	(54,689.06)	(74,261.50)	0.25	0.25	2.47
US TREASURY NOTES	DTD 05/31/2017 1.250% 05/31/2019	912828XS4	25,000,000.00	JEFFERIE		99.69	24,922,850.00	(11,820.31)	(67,336.75)	0.25	0.25	2.47
US TREASURY NOTES	DTD 05/31/2012 1.125% 05/31/2019	912828SX9	50,000,000.00	BNP		99.66	49,832,050.00	31,268.75	(144,804.00)	0.25	0.25	2.46
US TREASURY NOTES	DTD 06/15/2016 0.875% 06/15/2019	912828R85	25,000,000.00	TD SEC U		99.57	24,891,600.00	231,443.75	(67,985.75)	0.29	0.29	2.36
US TREASURY NOTES	DTD 07/02/2012 1.000% 06/30/2019	912828TC4	50,000,000.00	DAIWA		99.51	49,753,900.00	123,040.62	(190,820.50)	0.33	0.33	2.47
US TREASURY NOTES	DTD 06/30/2014 1.625% 06/30/2019	912828WS5	50,000,000.00	TD		99.71	49,853,500.00	(390,640.63)	(187,723.50)	0.33	0.33	2.50
US TREASURY NOTES	DTD 06/30/2014 1.625% 06/30/2019	912828WS5	50,000,000.00	BMO		99.71	49,853,500.00	(357,437.50)	(182,372.00)	0.33	0.33	2.50
US TREASURY N/B NOTES	DTD 06/30/2017 1.250% 06/30/2019	912828XV7	50,000,000.00	DEUTSCHE		99.58	49,791,000.00	220,687.50	(114,595.00)	0.33	0.33	2.50
US TREASURY NOTES	DTD 09/15/2016 0.875% 09/15/2019	912828G4	25,000,000.00	BARCLAYS		99.12	24,780,275.00	58,595.31	(143,369.50)	0.53	0.53	2.52
US TREASURY NOTES	DTD 10/31/2014 1.500% 10/31/2019	912828F62	25,000,000.00	MERRILL		99.31	24,827,150.00	(141,600.00)	(165,489.50)	0.66	0.66	2.55
US TREASURY NOTES	DTD 10/31/2014 1.500% 10/31/2019	912828F62	25,000,000.00	DAIWA		99.31	24,827,150.00	(72,264.06)	(138,233.75)	0.66	0.66	2.55
US TREASURY NOTES	DTD 11/30/2012 1.000% 11/30/2019	912828UB4	25,000,000.00	BMO		98.85	24,712,900.00	(187,490.63)	(262,255.00)	0.74	0.74	2.55
US TREASURY NOTES	DTD 12/15/2016 1.375% 12/15/2019	912828U73	25,000,000.00	SOC GEN		99.09	24,773,450.00	(174,792.19)	(207,942.00)	0.78	0.78	2.53
US TREASURY N/B NOTES	DTD 01/17/2017 1.375% 01/15/2020	912828V31	50,000,000.00	MORGANST		99.00	49,498,050.00	121,096.87	(225,852.00)	0.86	0.86	2.54
US TREASURY NOTES	DTD 02/15/2017 1.375% 02/15/2020	912828W22	50,000,000.00	BARCLAYS		98.89	49,445,300.00	107,409.37	(245,624.00)	0.95	0.95	2.55



Managed Account Fair Market Value & Analytics

For the Month Ending **February 28, 2019**

SAN BERNARDINO COUNTY - 76990800

Security Type/Description	Dated Date/Coupon/Maturity	CUSIP	Par	Broker	Next Call Date	Market Price	Market Value	Unreal G/L On Cost	Unreal G/L Amort Cost	Effective Duration	Duration to Worst at Mkt	YTM
U.S. Treasury Bond / Note												
US TREASURY NOTES	DTD 03/02/2015 1.375% 02/29/2020	912828J50	25,000,000.00	BNP DIR		98.84	24,709,950.00	(148,448.44)	(243,361.00)	0.98	0.98	2.56
US TREASURY NOTES	DTD 04/30/2015 1.375% 04/30/2020	912828K58	50,000,000.00	MORGANST		98.64	49,322,250.00	(353,531.25)	(561,678.50)	1.14	1.14	2.56
US TREASURY NOTES	DTD 04/30/2013 1.125% 04/30/2020	912828VA5	50,000,000.00	BMO		98.38	49,189,450.00	369,137.50	(190,732.00)	1.15	1.15	2.54
US TREASURY NOTES	DTD 05/31/2013 1.375% 05/31/2020	912828VF4	50,000,000.00	MORGAN_S		98.55	49,275,400.00	265,634.37	(149,541.50)	1.23	1.23	2.56
US TREASURY NOTES	DTD 06/01/2015 1.500% 05/31/2020	912828XE5	50,000,000.00	BNY		98.71	49,353,500.00	386,703.12	(24,462.00)	1.23	1.23	2.55
US TREASURY NOTES	DTD 07/01/2013 1.875% 06/30/2020	912828VJ6	50,000,000.00	JEFFERIE		99.12	49,558,600.00	46,881.25	(150,207.50)	1.31	1.31	2.55
US TREASURY NOTES	DTD 07/01/2013 1.875% 06/30/2020	912828VJ6	50,000,000.00	JPM		99.12	49,558,600.00	259,771.87	(8,242.00)	1.31	1.31	2.55
US TREASURY NOTES	DTD 07/31/2013 2.000% 07/31/2020	912828VP2	50,000,000.00	BK AMER		99.23	49,613,300.00	209,003.12	(9,926.00)	1.39	1.39	2.56
US TREASURY NOTES	DTD 08/16/2010 2.625% 08/15/2020	912828NT3	25,000,000.00	BNP DIR		100.09	25,022,450.00	(699,229.69)	(272,101.25)	1.43	1.43	2.56
UNITED STATES TREASURY NOTES	DTD 08/31/2018 2.625% 08/31/2020	9128284Y3	50,000,000.00	BK AMER		100.11	50,052,750.00	84,000.00	79,539.50	1.46	1.46	2.55
US TREASURY NOTES	DTD 09/30/2015 1.375% 09/30/2020	912828L65	50,000,000.00	BNP DIR		98.18	49,087,900.00	199,228.12	79,346.50	1.54	1.54	2.56
US TREASURY NOTES	DTD 10/31/2013 1.750% 10/31/2020	912828WC0	50,000,000.00	BARCLAYS		98.69	49,343,750.00	(652,343.75)	(654,094.50)	1.62	1.62	2.56
US TREASURY NOTES	DTD 11/30/2015 1.625% 11/30/2020	912828M98	25,000,000.00	BARCLAYS		98.43	24,606,450.00	(149,409.38)	(283,026.50)	1.71	1.71	2.55
US TREASURY NOTES	DTD 02/29/2016 1.125% 02/28/2021	912828P87	25,000,000.00	BARCLAYS		97.28	24,319,325.00	(54,698.44)	(291,327.25)	1.96	1.96	2.53
US TREASURY NOTES	DTD 05/31/2016 1.375% 05/31/2021	912828R77	25,000,000.00	RBC CAP		97.52	24,380,850.00	45,889.06	(275,091.25)	2.19	2.19	2.51
US TREASURY NOTES	DTD 06/02/2014 2.000% 05/31/2021	912828WN6	50,000,000.00	BARCLAYS		98.89	49,443,350.00	(1,003,915.63)	(785,415.00)	2.18	2.18	2.51
US TREASURY NOTES	DTD 09/30/2016 1.125% 09/30/2021	912828T34	25,000,000.00	MIZUHO		96.62	24,154,300.00	(43,942.19)	(298,940.50)	2.51	2.51	2.48



Managed Account Fair Market Value & Analytics

For the Month Ending **February 28, 2019**

SAN BERNARDINO COUNTY - 76990800

Security Type/Description Dated Date/Coupon/Maturity	CUSIP	Par	Broker	Next Call Date	Market Price	Market Value	Unreal G/L On Cost	Unreal G/L Amort Cost	Effective Duration	Duration to Worst at Mkt	YTM
U.S. Treasury Bond / Note											
US TREASURY NOTES DTD 12/01/2014 1.875% 11/30/2021	912828G53	25,000,000.00	BMO		98.37	24,592,775.00	(141,600.00)	(256,151.00)	2.65	2.65	2.49
US TREASURY NOTES DTD 02/02/2015 1.500% 01/31/2022	912828H86	50,000,000.00	TD SEC U		97.23	48,617,200.00	(162,096.88)	(649,083.00)	2.83	2.83	2.49
US TREASURY N/B NOTES DTD 02/28/2017 1.875% 02/28/2022	912828W55	25,000,000.00	CITIGRP		98.22	24,555,675.00	(267,567.19)	(318,260.00)	2.89	2.89	2.49
US TREASURY N/B NOTES DTD 11/02/2015 1.875% 10/31/2022	912828M49	25,000,000.00	BMO_DIR		97.79	24,448,250.00	(291,007.81)	(355,004.75)	3.50	3.50	2.51
Security Type Sub-Total		1,425,000,000.00				1,409,826,450.00	(2,672,673.51)	(8,090,575.25)	1.18	1.18	2.52

Supra-National Agency Bond / Note											
INTL BK OF REC & DEV NOTE (EX-CALLABLE) DTD 04/26/2016 1.250% 04/26/2019	459058FC2	25,000,000.00	DEUTSCHE		99.80	24,950,250.00	2,750.00	(47,032.25)	0.15	0.15	2.57
INTER-AMERICAN DEVELOPMENT BANK DTD 04/12/2016 1.000% 05/13/2019	458182DX7	25,000,000.00	BNP DIR		99.68	24,920,175.00	77,300.00	(69,055.25)	0.20	0.20	2.60
INTER-AMERICAN DEVELOPMENT BANK DTD 04/12/2016 1.000% 05/13/2019	458182DX7	100,000,000.00	BMO		99.68	99,680,700.00	(19,300.00)	(299,569.00)	0.20	0.20	2.60
INTL BANK OF RECON AND DEV DTD 01/25/2016 1.430% 07/25/2019	45905UUV4	50,000,000.00	TOR DOM		99.43	49,714,500.00	(285,500.00)	(285,500.00)	0.40	0.40	2.88
INTL BANK OF RECON AND DEV GLOBAL NOTES DTD 01/28/2016 1.250% 07/26/2019	459058EV1	25,000,000.00	BARCLAYS		99.47	24,868,250.00	(11,000.00)	(117,540.75)	0.40	0.40	2.58
INTL BANK OF RECON AND DEV SN NOTE DTD 07/13/2016 0.875% 08/15/2019	459058FK4	50,000,000.00	TOR DOM		99.22	49,612,350.00	(295,150.00)	(373,831.50)	0.45	0.45	2.60
INTER-AMERICAN DEVELOPMENT BANK DTD 10/15/2015 1.250% 10/15/2019	4581X0CR7	25,000,000.00	DEUTSCHE		99.15	24,788,550.00	137,550.00	(153,699.50)	0.62	0.62	2.61
INTER-AMERICAN DEVELOPMENT BANK DTD 10/15/2015 1.250% 10/15/2019	4581X0CR7	25,000,000.00	TOR DOM		99.15	24,788,550.00	42,550.00	(166,167.50)	0.62	0.62	2.61
INTL BANK OF RECON AND DEV GLOBAL NOTES DTD 10/27/2016 1.125% 11/27/2019	459058FS7	50,000,000.00	CITIGRP		98.86	49,428,100.00	(466,400.00)	(546,248.50)	0.73	0.73	2.68



Managed Account Fair Market Value & Analytics

For the Month Ending **February 28, 2019**

SAN BERNARDINO COUNTY - 76990800

Security Type/Description Dated Date/Coupon/Maturity	CUSIP	Par	Broker	Next Call Date	Market Price	Market Value	Unreal G/L On Cost	Unreal G/L Amort Cost	Effective Duration	Duration to Worst at Mkt	YTM
Supra-National Agency Bond / Note											
INTL BANK OF RECON AND DEV GLOBAL NOTES DTD 03/30/2016 1.375% 03/30/2020	459058FA6	25,000,000.00	TOR DOM		98.69	24,672,400.00	(251,100.00)	(306,500.25)	1.06	1.06	2.60
INTL BK RECON & DEVELOP NOTES DTD 03/21/2017 1.875% 04/21/2020	459058FZ1	25,000,000.00	BNP		99.17	24,791,800.00	(186,450.00)	(199,963.25)	1.12	1.12	2.62
INTER-AMERICAN DEVEL BK NOTE DTD 04/12/2017 1.625% 05/12/2020	4581X0CX4	25,000,000.00	RBC		98.84	24,710,125.00	(230,625.00)	(266,462.75)	1.18	1.18	2.61
INTL BANK OF RECON AND DEV GLOBAL NOTES DTD 08/29/2017 1.625% 09/04/2020	459058GA5	25,000,000.00	JPMCHASE		98.53	24,633,675.00	(361,075.00)	(363,654.25)	1.47	1.47	2.62
INTERNATIONAL FINANCE CORPORATION NOTE DTD 01/25/2018 2.250% 01/25/2021	45950KCM0	25,000,000.00	BK AMER		99.29	24,822,825.00	(103,675.00)	(130,039.75)	1.85	1.85	2.63
INTER-AMERICAN DEVELOPMENT BANK NOTE DTD 04/19/2018 2.625% 04/19/2021	4581X0DB1	50,000,000.00	CITIGRP		99.95	49,974,400.00	84,400.00	53,503.00	2.05	2.05	2.65
INTL BANK OF RECONSTRUCTION AND DEV NOTE DTD 07/25/2018 2.750% 07/23/2021	459058GH0	50,000,000.00	MORGANST		100.35	50,176,850.00	293,850.00	271,209.00	2.31	2.31	2.60
INTL BANK OF RECON AND DEV GLOBAL NOTES DTD 12/13/2017 2.125% 12/13/2021	459058GF4	20,000,000.00	DEUTSCHE		98.81	19,762,540.00	(192,460.00)	(205,743.60)	2.68	2.68	2.57
INTER-AMERICAN DEVELOPMENT BANK NOTE DTD 09/26/2018 3.000% 09/26/2022	4581X0DD7	25,000,000.00	JPMCHASE		101.30	25,325,300.00	381,300.00	375,587.75	3.34	3.34	2.62
Security Type Sub-Total		645,000,000.00				641,621,340.00	(1,383,035.00)	(2,830,708.35)	1.04	1.04	2.63

NOW Account											
BANK OF THE WEST MONEY MARKET FUND	BKOFWEST7	2,000.00	DIRECT		1.00	2,000.00	0.00	0.00	0.00	0.00	2.60
BANK OF THE WEST MONEY MARKET FUND	BKOFWEST7	14,998,000.00	DIRECT		1.00	14,998,000.00	0.00	0.00	0.00	0.00	2.60
BANK OF THE WEST MONEY MARKET FUND	BKOFWEST7	20,000,000.00	DIRECT		1.00	20,000,000.00	0.00	0.00	0.00	0.00	2.60
BANK OF THE WEST MONEY MARKET FUND	BKOFWEST7	25,000,000.00	DIRECT		1.00	25,000,000.00	0.00	0.00	0.00	0.00	2.60
BANK OF THE WEST MONEY MARKET FUND	BKOFWEST7	35,000,000.00	DIRECT		1.00	35,000,000.00	0.00	0.00	0.00	0.00	2.60



Managed Account Fair Market Value & Analytics

For the Month Ending **February 28, 2019**

SAN BERNARDINO COUNTY - 76990800

Security Type/Description				Next Call	Market	Market	Unreal G/L	Unreal G/L	Effective	Duration	YTM
Dated Date/Coupon/Maturity	CUSIP	Par	Broker	Date	Price	Value	On Cost	Amort Cost	Duration	to Worst at Mkt	
NOW Account											
BANK OF THE WEST MONEY MARKET FUND	BKOFWEST7	50,000,000.00	DIRECT		1.00	50,000,000.00	0.00	0.00	0.00	0.00	2.60
BANK OF THE WEST MONEY MARKET FUND	BKOFWEST7	80,000,000.00	DIRECT		1.00	80,000,000.00	0.00	0.00	0.00	0.00	2.60
Security Type Sub-Total		225,000,000.00				225,000,000.00	0.00	0.00	0.00	0.00	2.60
Money Market Mutual Fund											
FIDELITY GOV'T MM FUND 2642	31607A703	1,000,000.00			1.00	1,000,000.00	0.00	0.00	0.00	0.00	2.29
FEDERATED GOVT OBLIGATIONS FUND	608919718	1,000,000.00			1.00	1,000,000.00	0.00	0.00	0.00	0.00	2.28
Security Type Sub-Total		2,000,000.00				2,000,000.00	0.00	0.00	0.00	0.00	2.29
Joint Powers Authority											
CALIFORNIA ASSET MANAGEMENT PROGRAM	CAMPMF025	13,000,000.00	DIRECT		1.00	13,000,000.00	0.00	0.00	0.00	0.00	2.62
CALIFORNIA ASSET MANAGEMENT PROGRAM	CAMPMF025	18,000,000.00	DIRECT		1.00	18,000,000.00	0.00	0.00	0.00	0.00	2.62
CALIFORNIA ASSET MANAGEMENT PROGRAM	CAMPMF025	24,000,000.00	DIRECT		1.00	24,000,000.00	0.00	0.00	0.00	0.00	2.62
CALIFORNIA ASSET MANAGEMENT PROGRAM	CAMPMF025	25,000,000.00	DIRECT		1.00	25,000,000.00	0.00	0.00	0.00	0.00	2.62
CALIFORNIA ASSET MANAGEMENT PROGRAM	CAMPMF025	25,000,000.00	DIRECT		1.00	25,000,000.00	0.00	0.00	0.00	0.00	2.62
CALIFORNIA ASSET MANAGEMENT PROGRAM	CAMPMF025	45,000,000.00	DIRECT		1.00	45,000,000.00	0.00	0.00	0.00	0.00	2.62
CALIFORNIA ASSET MANAGEMENT PROGRAM	CAMPMF025	50,000,000.00	DIRECT		1.00	50,000,000.00	0.00	0.00	0.00	0.00	2.62
Security Type Sub-Total		200,000,000.00				200,000,000.00	0.00	0.00	0.00	0.00	2.62
Federally Insured Cash Account											
STONECASTLE FICA	FICAMF003	1,000,000.00	DIRECT		1.00	1,000,000.00	0.00	0.00	0.00	0.00	2.37
Security Type Sub-Total		1,000,000.00				1,000,000.00	0.00	0.00	0.00	0.00	2.37



Managed Account Fair Market Value & Analytics

For the Month Ending **February 28, 2019**

SAN BERNARDINO COUNTY - 76990800

Security Type/Description	Dated Date/Coupon/Maturity	CUSIP	Par	Broker	Next Call Date	Market Price	Market Value	Unreal G/L On Cost	Unreal G/L Amort Cost	Effective Duration	Duration to Worst at Mkt	YTM
Federal Agency Bond / Note												
FEDERAL HOME LOAN BANK NOTES DTD 02/06/2012 1.500% 03/08/2019		3133782M2	25,000,000.00	DEUTSCHE		99.99	24,997,000.00	(54,750.00)	(3,504.50)	0.02	0.02	2.40
FEDERAL HOME LOAN BANK NOTES DTD 02/06/2012 1.500% 03/08/2019		3133782M2	25,000,000.00	MORGANST		99.99	24,997,000.00	(55,500.00)	(3,532.50)	0.02	0.02	2.40
FHLB NOTES DTD 03/10/2017 1.375% 03/18/2019		3130AAXX1	75,000,000.00	CITIGRP		99.96	74,971,575.00	145,575.00	(24,313.50)	0.05	0.05	2.27
FREDDIE MAC NOTES DTD 03/21/2016 1.125% 04/15/2019		3137EADZ9	25,000,000.00	JPMCHASE		99.85	24,961,875.00	(29,875.00)	(37,789.50)	0.12	0.12	2.39
FFCB BONDS DTD 04/17/2017 1.320% 04/17/2019		3133EHFK4	25,000,000.00	MORGANST		99.86	24,964,875.00	(13,375.00)	(33,721.25)	0.13	0.13	2.44
FANNIE MAE FLOATING NOTES DTD 10/30/2018 2.420% 04/30/2019		3135G0U50	10,000,000.00	TOR DOM		100.00	10,000,420.00	420.00	420.00	0.00	0.00	2.40
FEDERAL HOME LOAN BANK AGENCY NOTES DTD 05/12/2017 1.375% 05/28/2019		3130ABF92	45,000,000.00	BK AMER		99.73	44,878,860.00	(36,090.00)	(110,961.45)	0.24	0.24	2.51
FHLB GLOBAL NOTE DTD 06/03/2016 1.125% 06/21/2019		3130A8DB6	50,000,000.00	WELLSFAR		99.59	49,795,100.00	(183,900.00)	(202,758.50)	0.31	0.31	2.48
FFCB BONDS DTD 07/24/2017 1.400% 07/24/2019		3133EHSC8	25,000,000.00	OTHER		99.59	24,897,850.00	(83,900.00)	(98,486.25)	0.40	0.40	2.45
FREDDIE MAC GLOBAL NOTES DTD 07/30/2012 1.250% 08/01/2019		3137EADK2	23,347,000.00	MORGANST		99.47	23,223,961.31	99,971.85	(99,054.32)	0.42	0.42	2.53
FREDDIE MAC NOTES DTD 07/19/2017 1.375% 08/15/2019		3137EAEH8	10,000,000.00	BNY		99.48	9,947,900.00	(30,500.00)	(46,832.60)	0.45	0.45	2.54
FREDDIE MAC NOTES DTD 07/19/2017 1.375% 08/15/2019		3137EAEH8	75,000,000.00	JPM		99.48	74,609,250.00	(280,500.00)	(366,186.00)	0.45	0.45	2.54
FNMA NOTES DTD 09/02/2016 1.000% 08/28/2019		3135G0P49	50,000,000.00	DEUTSCHE		99.26	49,629,450.00	(292,550.00)	(357,548.50)	0.49	0.49	2.50
FREDDIE MAC GLOBAL NOTES DTD 10/02/2012 1.250% 10/02/2019		3137EADM8	10,000,000.00	OTHER		99.26	9,926,050.00	(22,950.00)	(58,956.40)	0.58	0.58	2.51
FEDERAL HOME LOAN BANK NOTES DTD 10/13/2017 1.500% 10/21/2019		3130ACM92	50,000,000.00	CITIGRP		99.33	49,663,250.00	(248,250.00)	(308,480.50)	0.64	0.64	2.55
FANNIE MAE GLOBAL NOTES DTD 10/25/2016 1.000% 10/24/2019		3135G0R39	25,000,000.00	BARCLAYS		99.01	24,751,825.00	(181,175.00)	(233,527.50)	0.64	0.64	2.54



Managed Account Fair Market Value & Analytics

For the Month Ending **February 28, 2019**

SAN BERNARDINO COUNTY - 76990800

Security Type/Description	CUSIP	Par	Broker	Next Call Date	Market Price	Market Value	Unreal G/L On Cost	Unreal G/L Amort Cost	Effective Duration	Duration to Worst at Mkt	YTM
Federal Agency Bond / Note											
FHLB NOTES DTD 11/17/2016 1.375% 11/15/2019	3130AA3R7	35,000,000.00	BK AMER		99.19	34,715,135.00	(276,815.00)	(282,937.20)	0.70	0.70	2.53
FEDERAL FARM CREDIT BANKS FLOATING NOTE DTD 03/19/2018 2.420% 11/19/2019	3133EJGR4	10,000,000.00	JEFFERIE		99.96	9,995,790.00	(4,210.00)	(4,210.00)	0.05	0.71	2.53
FFCB NOTES DTD 12/12/2017 1.875% 12/12/2019	3133EH2S1	50,000,000.00	JEFFERIE		99.51	49,755,100.00	(195,585.50)	(225,443.00)	0.77	0.77	2.50
FHLB NOTES DTD 12/30/2013 2.375% 12/13/2019	3130A0JR2	25,000,000.00	TD		99.87	24,968,275.00	(327,425.00)	(144,774.50)	0.78	0.78	2.54
FREDDIE MAC NOTES DTD 01/17/2017 1.500% 01/17/2020	3137EAEE5	25,000,000.00	CITIGRP		99.09	24,772,750.00	(200,250.00)	(219,224.50)	0.87	0.87	2.54
FNMA NOTES DTD 01/12/2015 1.625% 01/21/2020	3135G0A78	25,000,000.00	TOR DOM		99.20	24,799,750.00	(204,350.00)	(201,190.00)	0.88	0.88	2.53
FHLB NOTES DTD 02/09/2018 2.125% 02/11/2020	3130ADN32	75,000,000.00	BARCLAYS		99.61	74,705,625.00	(157,125.00)	(228,981.00)	0.94	0.94	2.54
FNMA NOTES DTD 02/28/2017 1.500% 02/28/2020	3135G0T29	40,000,000.00	JPMCHASE		98.98	39,590,800.00	(383,600.00)	(400,608.80)	0.98	0.98	2.54
FEDERAL HOME LOAN BANKS NOTES DTD 03/16/2018 2.375% 03/30/2020	3130ADUJ9	30,000,000.00	CITI		99.83	29,949,420.00	(45,180.00)	(47,605.80)	1.06	1.06	2.53
FHLMC AGENCY NOTES DTD 04/20/2017 1.375% 04/20/2020	3137EAEF2	25,000,000.00	TD SEC U		98.70	24,675,375.00	(239,125.00)	(291,807.00)	1.12	1.12	2.53
FHLMC NOTES DTD 04/19/2018 2.500% 04/23/2020	3137EAEM7	35,000,000.00	CITIGRP		99.96	34,987,645.00	(4,655.00)	(7,894.25)	1.12	1.12	2.53
FFCB BONDS DTD 05/08/2017 1.550% 05/08/2020	3133EHJA2	25,000,000.00	JPM		98.79	24,696,650.00	(289,625.00)	(297,848.50)	1.17	1.17	2.59
FEDERAL HOME LOAN BANKS NOTES DTD 05/21/2018 2.625% 05/28/2020	3130AECJ7	50,000,000.00	BARCLAYS		100.08	50,041,100.00	59,100.00	52,372.50	1.22	1.22	2.56
FNMA NOTES DTD 08/01/2017 1.500% 07/30/2020	3135G0T60	75,000,000.00	BARCLAYS		98.57	73,924,800.00	(847,950.00)	(966,657.75)	1.39	1.39	2.53
FHLB NOTES DTD 03/14/2018 2.400% 09/14/2020	3130ADT93	10,000,000.00	JEFFERIE		99.76	9,975,910.00	(17,873.00)	(20,226.20)	1.49	1.49	2.56
FHLB NOTES DTD 09/08/2017 1.375% 09/28/2020	3130ACE26	40,000,000.00	BARCLAYS		98.19	39,276,520.00	(595,080.00)	(656,529.60)	1.54	1.54	2.55



Managed Account Fair Market Value & Analytics

For the Month Ending **February 28, 2019**

SAN BERNARDINO COUNTY - 76990800

Security Type/Description Dated Date/Coupon/Maturity	CUSIP	Par	Broker	Next Call Date	Market Price	Market Value	Unreal G/L On Cost	Unreal G/L Amort Cost	Effective Duration	Duration to Worst at Mkt	YTM
Federal Agency Bond / Note											
FEDERAL HOME LOAN BANKS NOTES DTD 09/07/2018 2.625% 10/01/2020	3130AEWA4	75,000,000.00	BARCLAYS		100.08	75,056,925.00	218,175.00	181,827.00	1.53	1.53	2.58
FANNIE MAE NOTES DTD 11/01/2018 2.875% 10/30/2020	3135G0U84	50,000,000.00	JPMCHASE		100.49	50,246,600.00	275,600.00	270,878.50	1.61	1.61	2.57
FHLMC NOTES DTD 11/15/2017 1.875% 11/17/2020	3137EAEK1	50,000,000.00	CITI		98.84	49,420,000.00	(532,000.00)	(552,332.50)	1.67	1.67	2.57
FHLB CALLABLE NOTES DTD 01/29/2018 2.250% 01/29/2021	3130ADFV9	25,000,000.00	DEUTSCHE	01/29/20	99.39	24,847,650.00	(152,350.00)	(152,350.00)	1.60	1.86	2.58
FREDDIE MAC NOTES DTD 02/16/2018 2.375% 02/16/2021	3137EAEK1	50,000,000.00	BARCLAYS		99.66	49,832,450.00	(35,550.00)	(80,297.50)	1.91	1.91	2.55
FEDERAL FARM CREDIT BANKS NOTES DTD 04/05/2018 2.540% 04/05/2021	3133EJJD2	50,000,000.00	BK AMER		99.90	49,950,250.00	(62,250.00)	(58,574.00)	2.01	2.01	2.59
FANNIE MAE NOTES DTD 04/13/2018 2.500% 04/13/2021	3135G0U27	50,000,000.00	BARCLAYS		99.91	49,956,200.00	30,700.00	9,335.50	2.04	2.04	2.54
FEDERAL FARM CREDIT BANK NOTES DTD 11/26/2018 2.875% 05/26/2021	3133EJW70	25,000,000.00	DEUTSCHE		100.66	25,165,025.00	209,275.00	204,776.50	2.15	2.15	2.57
FEDERAL FARM CREDIT BANK NOTES DTD 11/26/2018 2.875% 05/26/2021	3133EJW70	50,000,000.00	MIZUHO		100.66	50,330,050.00	364,050.00	360,564.00	2.15	2.15	2.57
FANNIE MAE NOTES DTD 06/25/2018 2.750% 06/22/2021	3135G0U35	75,000,000.00	TD SEC U		100.45	75,340,050.00	357,300.00	353,568.00	2.22	2.22	2.55
FEDERAL HOME LOAN BANKS NOTES DTD 10/12/2018 3.000% 10/12/2021	3130AF5B9	50,000,000.00	BARCLAYS		101.11	50,556,200.00	588,700.00	584,672.50	2.48	2.48	2.56
FANNIE MAE NOTES DTD 01/11/2019 2.625% 01/11/2022	3135G0U92	60,000,000.00	TD		100.15	60,092,220.00	135,420.00	133,485.00	2.74	2.74	2.57
FEDERAL FARM CREDIT BANK NOTES DTD 01/18/2019 2.600% 01/18/2022	3133EJ5P0	50,000,000.00	FTN		100.10	50,050,850.00	93,350.00	91,712.50	2.76	2.76	2.56
FEDERAL HOME LOAN BANK (CALLABLE) NOTES DTD 09/26/2017 2.150% 09/26/2022	3130ACF66	25,000,000.00	BMO	03/26/19	98.09	24,522,325.00	123,575.00	109,455.75	2.88	3.38	2.71
FEDERAL HOME LOAN BANK NOTES (CALLABLE) DTD 10/26/2018 3.210% 10/26/2022	3130AFAJ6	25,000,000.00	TOR DOM	10/26/20	100.80	25,200,500.00	200,500.00	200,500.00	2.15	1.59	2.98
FEDERAL HOME LOAN BANK NOTES DTD 03/01/2018 2.750% 03/10/2023	3130ADRG9	10,000,000.00	TOR DOM		100.42	10,041,870.00	(810.00)	426.60	3.75	3.75	2.64



Managed Account Fair Market Value & Analytics

For the Month Ending **February 28, 2019**

SAN BERNARDINO COUNTY - 76990800

Security Type/Description	Dated Date/Coupon/Maturity	CUSIP	Par	Broker	Next Call Date	Market Price	Market Value	Unreal G/L On Cost	Unreal G/L Amort Cost	Effective Duration	Duration to Worst at Mkt	YTM
Federal Agency Bond / Note												
FANNIE MAE NOTES		3135G0V34	100,000,000.00	JPM_CHAS		99.39	99,393,300.00	(234,700.00)	(239,176.00)	4.61	4.61	2.63
DTD 02/08/2019 2.500% 02/05/2024												
FHLB BONDS		3130AFW94	50,000,000.00	BARCLAYS		99.44	49,720,150.00	(102,850.00)	(104,332.50)	4.63	4.63	2.62
DTD 02/15/2019 2.500% 02/13/2024												
Security Type Sub-Total			1,993,347,000.00				1,986,769,501.31	(3,520,961.65)	(4,614,659.52)	1.51	1.52	2.54
Corporate Note												
MICROSOFT CORP NOTES		594918BN3	15,000,000.00	CASTLE		99.40	14,909,865.00	97,875.00	16,739.40	0.43	0.43	2.50
DTD 08/08/2016 1.100% 08/08/2019												
MICROSOFT CORP NOTES		594918BN3	20,000,000.00	MERRILL		99.40	19,879,820.00	(99,580.00)	(117,142.80)	0.43	0.43	2.50
DTD 08/08/2016 1.100% 08/08/2019												
WAL-MART STORES INC CORP NOTE		931142DY6	7,000,000.00	MORGANST		99.47	6,962,977.00	(36,883.00)	(36,974.77)	0.60	0.60	2.62
DTD 10/20/2017 1.750% 10/09/2019												
MICROSOFT CORP NOTES		594918BV5	15,000,000.00	BARCLAYS		99.27	14,890,170.00	(99,780.00)	(106,653.30)	0.92	0.92	2.64
DTD 02/06/2017 1.850% 02/06/2020												
WAL-MART STORES INC CORP NOTES		931142EG4	10,000,000.00	CITIGRP		100.25	10,024,690.00	27,790.00	26,766.40	1.28	1.28	2.66
DTD 06/27/2018 2.850% 06/23/2020												
JOHNSON & JOHNSON CORP NOTE		478160CH5	3,000,000.00	JPM		98.82	2,964,582.00	(32,208.00)	(33,585.15)	1.65	1.65	2.66
DTD 11/10/2017 1.950% 11/10/2020												
JPMORGAN CHASE & CO CORP NOTE		48125LRK0	2,750,000.00	RBC	02/01/20	99.59	2,738,810.25	9,462.75	8,236.52	0.91	1.86	2.82
DTD 02/01/2018 2.604% 02/01/2021												
EXXON MOBIL CORPORATE (CALLABLE) NOTES		30231GAV4	5,000,000.00	JPMCHASE	02/01/21	99.11	4,955,700.00	68,350.00	55,777.25	1.91	1.93	2.68
DTD 03/03/2016 2.222% 03/01/2021												
JPMORGAN CHASE & CO CORP NOTE		48125LRN4	7,500,000.00	PIPER JA	04/26/20	100.03	7,502,302.50	28,027.50	26,599.12	1.13	1.12	3.07
DTD 04/26/2018 3.086% 04/26/2021												
WAL-MART STORES INC CORP NOTES		931142EJ8	7,000,000.00	CITIGRP		100.99	7,069,370.00	69,720.00	69,657.56	2.21	2.21	2.68
DTD 06/27/2018 3.125% 06/23/2021												
WAL-MART STORES INC CORP NOTES		931142EJ8	10,000,000.00	JPMCHASE		100.99	10,099,100.00	87,300.00	89,905.50	2.21	2.21	2.68
DTD 06/27/2018 3.125% 06/23/2021												
3M COMPANY		88579YBA8	2,000,000.00	CITI		100.85	2,017,052.00	21,152.00	20,541.94	2.40	2.40	2.65
DTD 09/14/2018 3.000% 09/14/2021												



Managed Account Fair Market Value & Analytics

For the Month Ending **February 28, 2019**

SAN BERNARDINO COUNTY - 76990800

Security Type/Description	Dated Date/Coupon/Maturity	CUSIP	Par	Broker	Next Call Date	Market Price	Market Value	Unreal G/L On Cost	Unreal G/L Amort Cost	Effective Duration	Duration to Worst at Mkt	YTM
Corporate Note												
3M COMPANY CORP (CALLABLE) NOTES DTD 09/19/2016 1.625% 09/19/2021		88579YAU5	10,000,000.00	MORGANST	08/19/21	96.96	9,696,130.00	124,930.00	79,326.60	2.45	2.46	2.87
3M COMPANY DTD 02/22/2019 2.750% 03/01/2022		88579YBF7	5,000,000.00	MORGANST	02/01/22	100.12	5,005,825.00	8,175.00	8,155.25	2.87	2.87	2.71
Security Type Sub-Total			119,250,000.00				118,716,393.75	274,331.25	107,349.52	1.28	1.30	2.66
Commercial Paper												
JP MORGAN SECURITIES LLC COMM PAPER DTD 06/04/2018 0.000% 03/01/2019		466400O12	25,000,000.00	JPMCHASE		99.99	24,998,325.00	364,644.44	(1,675.00)	0.00	0.00	2.41
BNP PARIBAS NY BRANCH COMM PAPER DTD 06/06/2018 0.000% 03/01/2019		09659CQ19	30,000,000.00	BNP DIR		99.99	29,998,020.00	144,161.67	(1,980.00)	0.00	0.00	2.38
CREDIT AGRICOLE CIB NY COMM PAPER DTD 06/04/2018 0.000% 03/01/2019		22533UO14	146,000,000.00	CREDITAG		99.99	145,990,364.00	(24.33)	(9,636.00)	0.00	0.00	2.38
NATIXIS NY BRANCH COMM PAPER DTD 06/05/2018 0.000% 03/01/2019		63873KO18	200,000,000.00	BARCLAYS		99.99	199,986,600.00	(288.89)	(13,400.00)	0.00	0.00	2.41
EXXON MOBIL CORP COMM PAPER -- 0.000% 03/04/2019		30229BQ42	30,000,000.00	EXXON		99.97	29,992,080.00	143,555.00	(1,695.00)	0.01	0.01	2.38
MUFG BANK LTD/NY COMM PAPER -- 0.000% 03/07/2019		62479MO71	50,000,000.00	MUFG		99.95	49,976,600.00	94,655.56	(2,566.50)	0.02	0.02	2.41
JP MORGAN SECURITIES LLC COMM PAPER DTD 06/18/2018 0.000% 03/13/2019		46640QQD6	30,000,000.00	JPMCHASE		99.91	29,973,450.00	181,950.00	1,250.10	0.04	0.04	2.45
MUFG BANK LTD/NY COMM PAPER DTD 09/19/2018 0.000% 03/19/2019		62479MOK2	30,000,000.00	MUFG		99.87	29,961,450.00	83.33	(1,950.00)	0.05	0.05	2.44
EXXON MOBIL CORP COMM PAPER -- 0.000% 04/22/2019		30229BRN9	100,000,000.00	EXXON		99.64	99,641,400.00	2,094.44	(4,711.00)	0.14	0.14	2.44
TOYOTA MOTOR CREDIT CORP COMM PAPER DTD 08/08/2018 0.000% 05/01/2019		89233HS13	25,000,000.00	TOYOTA		99.58	24,896,150.00	372,781.94	5,865.25	0.17	0.17	2.42
JP MORGAN SECURITIES LLC COMM PAPER DTD 10/16/2018 0.000% 05/01/2019		46640OS10	25,000,000.00	JPMCHASE		99.56	24,889,900.00	253,316.67	3,004.25	0.17	0.17	2.57
CREDIT AGRICOLE CIB NY COMM PAPER -- 0.000% 05/02/2019		22533US20	30,000,000.00	CREDITAG		99.58	29,872,950.00	74,450.00	7,283.40	0.17	0.17	2.43



Managed Account Fair Market Value & Analytics

For the Month Ending **February 28, 2019**

SAN BERNARDINO COUNTY - 76990800

Security Type/Description Dated Date/Coupon/Maturity	CUSIP	Par	Broker	Next Call Date	Market Price	Market Value	Unreal G/L On Cost	Unreal G/L Amort Cost	Effective Duration	Duration to Worst at Mkt	YTM
Commercial Paper											
TOYOTA MOTOR CREDIT CORP COMM PAPER DTD 11/09/2018 0.000% 05/23/2019	89233HSP0	50,000,000.00	TOYOTA		99.43	49,716,050.00	148,716.67	20,383.50	0.23	0.23	2.45
BNP PARIBAS NY BRANCH COMM PAPER -- 0.000% 05/30/2019	09659CSW9	50,000,000.00	BNP DIR		99.36	49,678,700.00	236,075.00	19,950.00	0.25	0.25	2.56
COOPERATIVE RABOBANK U.A. COMM PAPER -- 0.000% 07/31/2019	21687BUX7	50,000,000.00	RABO_DIR		98.90	49,449,200.00	347,533.33	40,311.00	0.41	0.41	2.62
TOYOTA MOTOR CREDIT CORP COMM PAPER -- 0.000% 08/01/2019	89233HV19	25,000,000.00	TOYOTA		98.94	24,734,250.00	68,597.22	16,875.00	0.42	0.42	2.51
BNP PARIBAS NY BRANCH COMM PAPER -- 0.000% 08/01/2019	09659CV13	25,000,000.00	BNP DIR		98.88	24,720,775.00	44,045.83	212.50	0.42	0.42	2.64
JP MORGAN SECURITIES LLC COMM PAPER DTD 11/06/2018 0.000% 08/01/2019	46640OV16	50,000,000.00	JPMCHASE		98.85	49,426,150.00	277,816.67	46,650.00	0.42	0.42	2.71
Security Type Sub-Total		971,000,000.00				967,902,414.00	2,754,164.55	124,171.50	0.12	0.12	2.46
Certificate of Deposit											
BMO HARRIS BANK NA FLOATING CERT DEPOS DTD 06/06/2018 2.829% 03/01/2019	05574BJT8	25,000,000.00	BMOHAR		100.00	25,000,000.00	0.00	0.00	0.00	0.00	8.47
COMMONWEALTH BANK OF AUSTRALIA NY CD DTD 10/25/2018 2.570% 03/01/2019	20271EPW3	25,000,000.00	ICAP		100.00	25,000,147.50	147.50	147.50	0.00	0.00	2.42
SVENSKA HANDELSBANKEN NY CERT DEPOS DTD 12/20/2018 2.650% 03/01/2019	86958J2T5	50,000,000.00	ICAP		100.00	50,000,570.00	570.00	570.00	0.00	0.00	2.42
WESTPAC BANKING CORP NY FLT CERT DEPOS DTD 03/06/2018 2.843% 03/06/2019	96121T7C6	50,000,000.00	ICAP		100.00	50,000,500.00	500.00	500.00	0.02	0.02	3.72
NORDEA BANK FINLAND NY CERT DEPOS DTD 12/11/2018 2.760% 03/11/2019	65558TBY0	40,000,000.00	ICAP		100.02	40,007,148.00	7,148.00	7,148.00	0.03	0.03	2.44



Managed Account Fair Market Value & Analytics

For the Month Ending **February 28, 2019**

SAN BERNARDINO COUNTY - 76990800

Security Type/Description	Dated Date/Coupon/Maturity	CUSIP	Par	Broker	Next Call Date	Market Price	Market Value	Unreal G/L On Cost	Unreal G/L Amort Cost	Effective Duration	Duration to Worst at Mkt	YTM
Certificate of Deposit												
ROYAL BANK OF CANADA NY FLT CERT DEPOS	DTD 04/09/2018 3.024% 04/09/2019	78012UCT0	25,000,000.00	ROYAL		100.03	25,006,625.00	6,625.00	6,625.00	0.10	0.11	2.42
NORDEA BK AB (PUBL)/NY FLOATING CD	DTD 03/14/2018 2.881% 04/22/2019	65590ATJ5	25,000,000.00	ICAP		99.99	24,996,750.00	(3,250.00)	(3,250.00)	0.06	0.15	3.03
BANK OF MONTREAL CHICAGO CERT DEPOS	DTD 01/03/2019 2.770% 04/22/2019	06370RTU3	50,000,000.00	BONY		100.07	50,035,050.00	35,050.00	35,050.00	0.14	0.14	2.51
BANK OF NOVA SCOTIA HOUSTON FLT CD	DTD 03/29/2018 2.986% 05/01/2019	06417GR34	25,000,000.00	BNS		100.04	25,008,750.00	8,750.00	8,750.00	0.17	0.17	2.82
BANK OF AMERICA NA CERT DEPOS	DTD 09/19/2018 2.600% 05/01/2019	06052TB90	25,000,000.00	BK AMER		100.01	25,001,987.50	1,987.50	1,987.50	0.17	0.17	2.52
US BANK NATL ASSOC CERT DEPOS	DTD 01/29/2019 2.640% 05/07/2019	90333VH52	40,000,000.00	US BANK		100.03	40,013,964.00	13,964.00	13,964.00	0.18	0.18	2.54
SWEDBANK NY CERT DEPOS	DTD 01/09/2019 2.740% 05/30/2019	87019VUH8	50,000,000.00	OTHER		100.07	50,035,145.00	35,145.00	35,145.00	0.25	0.25	2.58
BANK OF MONTREAL CHICAGO FLOATING CD	DTD 05/11/2018 2.840% 06/03/2019	06371E5T0	25,000,000.00	BMO_DIR		100.00	24,999,500.00	(500.00)	(500.00)	0.01	0.26	2.88
BANK OF MONTREAL CHICAGO FLOATING CD	DTD 06/05/2018 2.790% 06/03/2019	06371E7H4	25,000,000.00	BMO_DIR		99.99	24,997,000.00	(3,000.00)	(3,000.00)	0.01	0.26	2.90
ROYAL BANK OF CANADA NY FLT CERT DEPOS	DTD 06/05/2018 2.790% 06/03/2019	78012UDY8	25,000,000.00	ROYAL		100.01	25,002,000.00	2,000.00	2,000.00	0.01	0.26	2.82
WESTPAC BANKING CORP NY FLOAT CERT DEPOS	DTD 06/06/2018 2.770% 06/03/2019	96121T7M4	25,000,000.00	ICAP		100.02	25,004,750.00	4,750.00	4,750.00	0.01	0.26	2.76
TORONTO DOMINION BANK NY FLT CERT DEPOS	DTD 06/07/2018 2.780% 06/03/2019	89113X2H6	25,000,000.00	TOR DOM		100.01	25,003,250.00	3,250.00	3,250.00	0.01	0.26	2.76
COMMONWEALTH BANK OF AUSTRALIA NY FLT CD	DTD 12/12/2018 2.771% 06/07/2019	20271EQE2	25,000,000.00	ICAP		100.06	25,014,750.00	14,750.00	14,750.00	0.02	0.27	2.61



Managed Account Fair Market Value & Analytics

For the Month Ending **February 28, 2019**

SAN BERNARDINO COUNTY - 76990800

Security Type/Description Dated Date/Coupon/Maturity	CUSIP	Par	Broker	Next Call Date	Market Price	Market Value	Unreal G/L On Cost	Unreal G/L Amort Cost	Effective Duration	Duration to Worst at Mkt	YTM
Certificate of Deposit											
ROYAL BANK OF CANADA NY FLT CERT DEPOS DTD 06/05/2018 2.809% 07/01/2019	78012UDZ5	25,000,000.00	ROYAL		100.00	24,998,750.00	(1,250.00)	(1,250.00)	0.00	0.33	2.87
BANK OF NOVA SCOTIA HOUSTON FLT CD DTD 06/06/2018 2.809% 07/01/2019	06417GT99	25,000,000.00	BNS		99.97	24,992,250.00	(7,750.00)	(7,750.00)	0.00	0.33	2.95
TORONTO DOMINION BANK NY FLT CERT DEPOS DTD 06/07/2018 2.779% 07/01/2019	89113X2J2	25,000,000.00	TOR DOM		99.94	24,984,250.00	(15,750.00)	(15,750.00)	0.00	0.33	3.01
SVENSKA HANDELSBANKEN NY FLOATING CD DTD 06/06/2018 2.769% 07/01/2019	86958JH85	50,000,000.00	ICAP		100.04	50,020,500.00	20,500.00	20,500.00	0.00	0.33	2.69
ROYAL BANK OF CANADA NY CERT DEPOS DTD 01/29/2019 2.690% 08/01/2019	78012ULW3	25,000,000.00	ROYAL		100.02	25,005,920.00	5,920.00	5,920.00	0.41	0.41	2.63
NORDEA BANK AB NEW YORK CERT DEPOS DTD 01/29/2019 2.670% 08/01/2019	65558TDL6	50,000,000.00	ROYAL		100.02	50,007,620.00	7,620.00	7,620.00	0.41	0.41	2.63
US BANK NA CINCINNATI CERT DEPOS DTD 09/05/2018 2.720% 09/03/2019	90333VYO7	25,000,000.00	BNY		100.02	25,004,325.00	4,325.00	4,325.00	0.50	0.50	2.65
TORONTO DOMINION BANK NY CERT DEPOS DTD 10/19/2018 3.000% 11/01/2019	89114MJN8	25,000,000.00	TOR DOM		100.25	25,061,975.00	61,975.00	61,975.00	0.65	0.65	2.64
COOPERATIEVE RABOBANK U.A. CERT DEPOS DTD 01/09/2019 2.860% 01/02/2020	21685V7E3	25,000,000.00	RABO_DIR		100.14	25,035,147.50	35,147.50	35,147.50	0.82	0.82	2.68
Security Type Sub-Total		855,000,000.00				855,238,624.50	238,624.50	238,624.50	0.14	0.24	2.89
Bank Note											
US BANK NA CINCINNATI CALLABLE BANK NOTE DTD 07/24/2018 3.050% 07/24/2020	90331HNU3	10,000,000.00	BARCLAYS	06/24/20	100.28	10,028,370.00	33,170.00	31,752.60	1.30	1.28	2.84
US BANK NA CALLABLE BANK NOTE DTD 10/24/2017 2.050% 10/23/2020	90331HNG4	40,000,000.00	MORGANST	09/23/20	98.74	39,494,560.00	(497,440.00)	(500,985.20)	1.58	1.60	2.84



Managed Account Fair Market Value & Analytics

For the Month Ending **February 28, 2019**

SAN BERNARDINO COUNTY - 76990800

Security Type/Description Dated Date/Coupon/Maturity	CUSIP	Par	Broker	Next Call Date	Market Price	Market Value	Unreal G/L On Cost	Unreal G/L Amort Cost	Effective Duration	Duration to Worst at Mkt	YTM	
Bank Note												
JPMORGAN CHASE & CO FLT BK NT (CALLABLE) DTD 02/19/2019 3.053% 02/19/2021	48125LRS3	10,000,000.00	JPMCHASE	02/19/20	100.09	10,009,480.00	9,480.00	9,480.00	0.22	0.95	3.05	
US BANK NA CINCINNATI CALLABLE BANK NOTE DTD 04/26/2018 3.150% 04/26/2021	90331HNP4	15,000,000.00	US BANK	03/26/21	100.49	15,072,990.00	73,890.00	73,644.00	2.00	1.98	2.91	
US BANK BANK NOTE (CALLABLE) DTD 11/16/2018 3.450% 11/16/2021	90331HNP7	10,000,000.00	MORGANST	10/15/21	101.24	10,123,840.00	137,640.00	136,355.80	2.50	2.48	2.97	
Security Type Sub-Total		85,000,000.00				84,729,240.00	(243,260.00)	(249,752.80)	1.57	1.66	2.89	
Asset-Backed Security												
HAROT 2019-1 A2 DTD 02/27/2019 2.750% 09/20/2021	43814WAB1	6,500,000.00	BK AMER		100.01	6,500,464.10	882.70	881.01	1.05	1.29	2.74	
TAOT 2019-A A2A DTD 02/13/2019 2.830% 10/15/2021	89239AAB9	4,000,000.00	SOC GEN		100.06	4,002,274.40	2,637.60	2,630.32	0.95	1.32	2.79	
HAROT 2019-1 A3 DTD 02/27/2019 2.830% 03/20/2023	43814WAC9	4,000,000.00	BK AMER		100.04	4,001,642.40	1,749.60	1,749.00	2.17	2.01	2.81	
TAOT 2019-A A3 DTD 02/13/2019 2.910% 07/15/2023	89239AAD5	8,000,000.00	SOC GEN		100.13	8,010,428.80	11,886.40	11,868.88	2.17	2.16	2.85	
Security Type Sub-Total		22,500,000.00				22,514,809.70	17,156.30	17,129.21	1.63	1.73	2.80	
Managed Account Sub-Total		6,544,097,000.00				6,515,318,773.26	(4,535,653.56)	(15,298,421.19)	0.91	0.92	2.59	
Securities Sub-Total		\$6,544,097,000.00				\$6,515,318,773.26	(\$4,535,653.56)	(\$15,298,421.19)	0.91	0.92	2.59%	
Accrued Interest						\$21,092,463.48						
Total Investments						\$6,536,411,236.74						



Managed Account Security Transactions & Interest

For the Month Ending **February 28, 2019**

SAN BERNARDINO COUNTY - 76990800

Transaction Type					Principal	Accrued		Realized G/L	Realized G/L	Sale
Trade	Settle	Security Description	CUSIP	Par	Proceeds	Interest	Total	Cost	Amort Cost	Method
BUY										
01/31/19	02/01/19	TOYOTA MOTOR CREDIT CORP COMM PAPER -- 0.000% 08/01/2019	89233HV19	25,000,000.00	(24,665,652.78)	0.00	(24,665,652.78)			
01/31/19	02/01/19	MUFG BANK LTD/NY COMM PAPER -- 0.000% 03/07/2019	62479MO71	50,000,000.00	(49,881,944.44)	0.00	(49,881,944.44)			
02/01/19	02/01/19	BNP PARIBAS NY BRANCH COMM PAPER -- 0.000% 02/04/2019	09659CP44	175,000,000.00	(174,965,437.50)	0.00	(174,965,437.50)			
02/01/19	02/01/19	CREDIT AGRICOLE CIB NY COMM PAPER DTD 08/08/2018 0.000% 02/04/2019	22533UP49	156,000,000.00	(155,969,190.00)	0.00	(155,969,190.00)			
02/04/19	02/04/19	CREDIT AGRICOLE CIB NY COMM PAPER DTD 05/11/2018 0.000% 02/05/2019	22533UP56	175,000,000.00	(174,988,479.17)	0.00	(174,988,479.17)			
02/04/19	02/04/19	BNP PARIBAS NY BRANCH COMM PAPER DTD 09/28/2018 0.000% 02/05/2019	09659CP51	156,000,000.00	(155,989,730.00)	0.00	(155,989,730.00)			
02/05/19	02/05/19	CREDIT AGRICOLE CIB NY COMM PAPER -- 0.000% 02/06/2019	22533UP64	171,000,000.00	(170,988,742.50)	0.00	(170,988,742.50)			
02/05/19	02/05/19	BNP PARIBAS NY BRANCH COMM PAPER DTD 08/06/2018 0.000% 02/06/2019	09659CP69	120,000,000.00	(119,992,100.00)	0.00	(119,992,100.00)			
02/05/19	02/05/19	BNP PARIBAS NY BRANCH COMM PAPER -- 0.000% 08/01/2019	09659CV13	25,000,000.00	(24,676,729.17)	0.00	(24,676,729.17)			
02/05/19	02/13/19	TAOT 2019-A A3 DTD 02/13/2019 2.910% 07/15/2023	89239AAD5	8,000,000.00	(7,998,542.40)	0.00	(7,998,542.40)			
02/05/19	02/13/19	TAOT 2019-A A2A DTD 02/13/2019 2.830% 10/15/2021	89239AAB9	4,000,000.00	(3,999,636.80)	0.00	(3,999,636.80)			
02/06/19	02/06/19	CREDIT AGRICOLE CIB NY COMM PAPER DTD 06/06/2018 0.000% 02/07/2019	22533UP72	175,000,000.00	(174,988,479.17)	0.00	(174,988,479.17)			
02/06/19	02/06/19	BNP PARIBAS NY BRANCH COMM PAPER DTD 11/09/2018 0.000% 02/07/2019	09659CP77	115,000,000.00	(114,992,429.17)	0.00	(114,992,429.17)			
02/07/19	02/07/19	BNP PARIBAS NY BRANCH COMM PAPER DTD 05/16/2018 0.000% 02/08/2019	09659CP85	92,000,000.00	(91,993,943.33)	0.00	(91,993,943.33)			



Managed Account Security Transactions & Interest

For the Month Ending **February 28, 2019**

SAN BERNARDINO COUNTY - 76990800

Transaction Type		Security Description	CUSIP	Par	Principal Proceeds	Accrued Interest	Total	Realized G/L Cost	Realized G/L Amort Cost	Sale Method
Trade	Settle									
BUY										
02/07/19	02/07/19	CREDIT AGRICOLE CIB NY COMM PAPER DTD 07/17/2018 0.000% 02/08/2019	22533UP80	175,000,000.00	(174,988,479.17)	0.00	(174,988,479.17)			
02/07/19	02/08/19	FANNIE MAE NOTES DTD 02/08/2019 2.500% 02/05/2024	3135G0V34	100,000,000.00	(99,628,000.00)	0.00	(99,628,000.00)			
02/08/19	02/08/19	CREDIT AGRICOLE CIB NY COMM PAPER DTD 05/17/2018 0.000% 02/11/2019	22533UPB3	167,000,000.00	(166,967,017.50)	0.00	(166,967,017.50)			
02/11/19	02/11/19	CREDIT AGRICOLE CIB NY COMM PAPER DTD 07/25/2018 0.000% 02/12/2019	22533UPC1	142,000,000.00	(141,990,651.67)	0.00	(141,990,651.67)			
02/12/19	02/12/19	CREDIT AGRICOLE CIB NY COMM PAPER -- 0.000% 02/13/2019	22533UPD9	130,000,000.00	(129,991,441.67)	0.00	(129,991,441.67)			
02/12/19	02/19/19	JPMORGAN CHASE & CO FLT BK NT (CALLABLE) DTD 02/19/2019 3.053% 02/19/2021	48125LRS3	10,000,000.00	(10,000,000.00)	0.00	(10,000,000.00)			
02/12/19	02/22/19	3M COMPANY DTD 02/22/2019 2.750% 03/01/2022	88579YBF7	5,000,000.00	(4,997,650.00)	0.00	(4,997,650.00)			
02/13/19	02/13/19	CREDIT AGRICOLE CIB NY COMM PAPER -- 0.000% 02/14/2019	22533UPE7	110,000,000.00	(109,992,758.33)	0.00	(109,992,758.33)			
02/14/19	02/14/19	CREDIT AGRICOLE CIB NY COMM PAPER DTD 08/20/2018 0.000% 02/15/2019	22533UPF4	77,000,000.00	(76,994,930.83)	0.00	(76,994,930.83)			
02/14/19	02/15/19	FHLB BONDS DTD 02/15/2019 2.500% 02/13/2024	3130AFW94	50,000,000.00	(49,823,000.00)	0.00	(49,823,000.00)			
02/19/19	02/27/19	HAROT 2019-1 A3 DTD 02/27/2019 2.830% 03/20/2023	43814WAC9	4,000,000.00	(3,999,892.80)	0.00	(3,999,892.80)			
02/19/19	02/27/19	HAROT 2019-1 A2 DTD 02/27/2019 2.750% 09/20/2021	43814WAB1	6,500,000.00	(6,499,581.40)	0.00	(6,499,581.40)			
02/27/19	02/27/19	NATIXIS NY BRANCH COMM PAPER DTD 08/28/2018 0.000% 02/28/2019	63873KPU5	100,000,000.00	(99,993,444.44)	0.00	(99,993,444.44)			



Managed Account Security Transactions & Interest

For the Month Ending **February 28, 2019**

SAN BERNARDINO COUNTY - 76990800

Transaction Type	Trade	Settle	Security Description	CUSIP	Par	Principal Proceeds	Accrued Interest	Total	Realized G/L Cost	Realized G/L Amort Cost	Sale Method
BUY											
	02/27/19	02/28/19	EXXON MOBIL CORP COMM PAPER -- 0.000% 04/22/2019	30229BRN9	100,000,000.00	(99,639,305.56)	0.00	(99,639,305.56)			
	02/27/19	02/28/19	MUFG BANK LTD/NY COMM PAPER DTD 09/19/2018 0.000% 03/19/2019	62479MOK2	30,000,000.00	(29,961,366.67)	0.00	(29,961,366.67)			
	02/28/19	02/28/19	CREDIT AGRICOLE CIB NY COMM PAPER DTD 06/04/2018 0.000% 03/01/2019	22533UO14	146,000,000.00	(145,990,388.33)	0.00	(145,990,388.33)			
	02/28/19	02/28/19	NATIXIS NY BRANCH COMM PAPER DTD 06/05/2018 0.000% 03/01/2019	63873KO18	200,000,000.00	(199,986,888.89)	0.00	(199,986,888.89)			

Transaction Type Sub-Total **2,999,500,000.00 (2,997,535,833.69) 0.00 (2,997,535,833.69)**

INTEREST											
	02/01/19	02/01/19	BMO HARRIS BANK NA FLOATING CERT DEPOS DTD 06/06/2018 2.829% 03/01/2019	05574BJT8	25,000,000.00	0.00	59,164.18	59,164.18			
	02/01/19	02/01/19	TORONTO DOMINION BANK NY FLT CERT DEPOS DTD 06/07/2018 2.779% 07/01/2019	89113X2J2	25,000,000.00	0.00	58,539.18	58,539.18			
	02/01/19	02/01/19	FREDDIE MAC GLOBAL NOTES DTD 07/30/2012 1.250% 08/01/2019	3137EADK2	23,347,000.00	0.00	145,918.75	145,918.75			
	02/01/19	02/01/19	JPMORGAN CHASE & CO CORP NOTE DTD 02/01/2018 2.604% 02/01/2021	48125LRK0	2,750,000.00	0.00	35,805.00	35,805.00			
	02/01/19	02/01/19	BANK OF NOVA SCOTIA HOUSTON FLT CD DTD 06/06/2018 2.809% 07/01/2019	06417GT99	25,000,000.00	0.00	59,164.18	59,164.18			
	02/01/19	02/01/19	BANK OF NOVA SCOTIA HOUSTON FLT CD DTD 03/29/2018 2.986% 05/01/2019	06417GR34	25,000,000.00	0.00	178,313.90	178,313.90			
	02/01/19	02/01/19	ROYAL BANK OF CANADA NY FLT CERT DEPOS DTD 06/05/2018 2.809% 07/01/2019	78012UDZ5	25,000,000.00	0.00	59,164.18	59,164.18			
	02/01/19	02/01/19	BANK OF AMERICA NA CERT DEPOS DTD 08/30/2018 2.400% 02/01/2019	06052TB74	50,000,000.00	0.00	516,666.65	516,666.65			



Managed Account Security Transactions & Interest

For the Month Ending **February 28, 2019**

SAN BERNARDINO COUNTY - 76990800

Transaction Type		Security Description	CUSIP	Par	Principal Proceeds	Accrued Interest	Total	Realized G/L Cost	Realized G/L Amort Cost	Sale Method
Trade	Settle									
INTEREST										
02/01/19	02/01/19	SVENSKA HANDELSBANKEN NY FLOATING CD DTD 06/06/2018 2.769% 07/01/2019	86958JH85	50,000,000.00	0.00	116,661.65	116,661.65			
02/03/19	02/03/19	BANK OF MONTREAL CHICAGO FLOATING CD DTD 06/05/2018 2.790% 06/03/2019	06371E7H4	25,000,000.00	0.00	62,282.00	62,282.00			
02/03/19	02/03/19	ROYAL BANK OF CANADA NY FLT CERT DEPOS DTD 06/05/2018 2.790% 06/03/2019	78012UDY8	25,000,000.00	0.00	62,282.00	62,282.00			
02/03/19	02/03/19	WESTPAC BANKING CORP NY FLOAT CERT DEPOS DTD 06/06/2018 2.770% 06/03/2019	96121T7M4	25,000,000.00	0.00	61,837.56	61,837.56			
02/04/19	02/04/19	TORONTO DOMINION BANK NY FLT CERT DEPOS DTD 06/07/2018 2.780% 06/03/2019	89113X2H6	25,000,000.00	0.00	61,837.56	61,837.56			
02/04/19	02/04/19	BANK OF MONTREAL CHICAGO FLOATING CD DTD 05/11/2018 2.840% 06/03/2019	06371E5T0	25,000,000.00	0.00	63,393.11	63,393.11			
02/06/19	02/06/19	MICROSOFT CORP NOTES DTD 02/06/2017 1.850% 02/06/2020	594918BV5	15,000,000.00	0.00	138,750.00	138,750.00			
02/06/19	02/06/19	WESTPAC BANKING CORP NY FLT CERT DEPOS DTD 03/06/2018 2.843% 03/06/2019	96121T7C6	50,000,000.00	0.00	118,447.96	118,447.96			
02/07/19	02/07/19	COMMONWEALTH BANK OF AUSTRALIA NY FLT CD DTD 12/12/2018 2.771% 06/07/2019	20271EOE2	25,000,000.00	0.00	60,336.98	60,336.98			
02/07/19	02/07/19	ROYAL BANK OF CANADA NY CERT DEPOS DTD 02/07/2018 2.761% 02/07/2019	78012UAE5	25,000,000.00	0.00	172,570.63	172,570.63			
02/08/19	02/08/19	MICROSOFT CORP NOTES DTD 08/08/2016 1.100% 08/08/2019	594918BN3	15,000,000.00	0.00	82,500.00	82,500.00			
02/08/19	02/08/19	MICROSOFT CORP NOTES DTD 08/08/2016 1.100% 08/08/2019	594918BN3	20,000,000.00	0.00	110,000.00	110,000.00			



Managed Account Security Transactions & Interest

For the Month Ending **February 28, 2019**

SAN BERNARDINO COUNTY - 76990800

Transaction Type		Security Description	CUSIP	Par	Principal Proceeds	Accrued Interest	Total	Realized G/L Cost	Realized G/L Amort Cost	Sale Method
Trade	Settle									
INTEREST										
02/11/19	02/11/19	FHLB NOTES DTD 02/09/2018 2.125% 02/11/2020	3130ADN32	75,000,000.00	0.00	796,875.00	796,875.00			
02/13/19	02/13/19	JPMORG CHASE FLT CRP(CALLED OMD 2/13/20) DTD 02/13/2018 2.868% 02/13/2019	48125LRM6	10,000,000.00	0.00	73,296.66	73,296.66			
02/14/19	02/14/19	SVENSKA HANDELSBANKEN NY CERT DEPOS DTD 12/20/2018 2.560% 02/14/2019	86958J2V0	30,000,000.00	0.00	119,466.66	119,466.66			
02/15/19	02/15/19	FREDDIE MAC NOTES DTD 07/19/2017 1.375% 08/15/2019	3137EAEH8	75,000,000.00	0.00	515,625.00	515,625.00			
02/15/19	02/15/19	US TREASURY NOTES DTD 02/15/2017 1.375% 02/15/2020	912828W22	50,000,000.00	0.00	343,750.00	343,750.00			
02/15/19	02/15/19	INTL BANK OF RECON AND DEV SN NOTE DTD 07/13/2016 0.875% 08/15/2019	459058FK4	50,000,000.00	0.00	219,000.00	219,000.00			
02/15/19	02/15/19	US TREASURY NOTES DTD 08/16/2010 2.625% 08/15/2020	912828NT3	25,000,000.00	0.00	328,125.00	328,125.00			
02/15/19	02/15/19	FREDDIE MAC NOTES DTD 07/19/2017 1.375% 08/15/2019	3137EAEH8	10,000,000.00	0.00	68,750.00	68,750.00			
02/16/19	02/16/19	FREDDIE MAC NOTES DTD 02/16/2018 2.375% 02/16/2021	3137EAEL9	50,000,000.00	0.00	593,750.00	593,750.00			
02/19/19	02/19/19	FEDERAL FARM CREDIT BANKS FLOATING NOTE DTD 03/19/2018 2.420% 11/19/2019	3133EJGR4	10,000,000.00	0.00	21,036.94	21,036.94			
02/22/19	02/22/19	NORDEA BK AB (PUBL)/NY FLOATING CD DTD 03/14/2018 2.881% 04/22/2019	65590ATJ5	25,000,000.00	0.00	62,559.73	62,559.73			
02/26/19	02/26/19	FNMA BENCHMARK NOTE DTD 02/23/2016 1.000% 02/26/2019	3135G0J53	25,000,000.00	0.00	125,000.00	125,000.00			
02/27/19	02/27/19	COMMONWEALTH BANK OF AUSTRALIA NY FLT C DTD 02/27/2018 2.782% 02/27/2019	20271ENE5	50,000,000.00	0.00	115,911.65	115,911.65			
02/28/19	02/28/19	US TREASURY NOTES DTD 02/29/2016 1.125% 02/28/2021	912828P87	25,000,000.00	0.00	140,625.00	140,625.00			



Managed Account Security Transactions & Interest

For the Month Ending **February 28, 2019**

SAN BERNARDINO COUNTY - 76990800

Transaction Type		Security Description	CUSIP	Par	Principal Proceeds	Accrued Interest	Total	Realized G/L Cost	Realized G/L Amort Cost	Sale Method
Trade	Settle									
INTEREST										
02/28/19	02/28/19	FIDELITY GOV'T MM FUND 2642	31607A703	0.00	0.00	1,782.47	1,782.47			
02/28/19	02/28/19	FEDERATED GOVT OBLIGATIONS FUND	608919718	0.00	0.00	1,771.71	1,771.71			
02/28/19	02/28/19	UNITED STATES TREASURY NOTES DTD 08/31/2018 2.625% 08/31/2020	9128284Y3	50,000,000.00	0.00	656,250.00	656,250.00			
02/28/19	02/28/19	US TREASURY NOTES DTD 02/28/2014 1.500% 02/28/2019	912828C24	50,000,000.00	0.00	375,000.00	375,000.00			
02/28/19	02/28/19	FNMA NOTES DTD 09/02/2016 1.000% 08/28/2019	3135G0P49	50,000,000.00	0.00	250,000.00	250,000.00			
02/28/19	02/28/19	STONECASTLE FICA	FICAMF003	0.00	0.00	1,818.09	1,818.09			
02/28/19	02/28/19	CALIFORNIA ASSET MANAGEMENT PROGRAM	CAMPMF025	0.00	0.00	404,533.34	404,533.34			
02/28/19	02/28/19	US TREASURY NOTES DTD 03/02/2015 1.375% 02/29/2020	912828J50	25,000,000.00	0.00	171,875.00	171,875.00			
02/28/19	02/28/19	US TREASURY N/B NOTES DTD 02/28/2017 1.875% 02/28/2022	912828W55	25,000,000.00	0.00	234,375.00	234,375.00			
02/28/19	02/28/19	FNMA NOTES DTD 02/28/2017 1.500% 02/28/2020	3135G0T29	40,000,000.00	0.00	300,000.00	300,000.00			
02/28/19	02/28/19	US TREASURY NOTES DTD 02/29/2012 1.375% 02/28/2019	912828SH4	25,000,000.00	0.00	171,875.00	171,875.00			
02/28/19	02/28/19	FHLMC NOTES (EX-CALLABLE) DTD 02/28/2017 1.375% 02/28/2019	3134GA6H2	25,000,000.00	0.00	171,875.00	171,875.00			
02/28/19	02/28/19	BANK OF THE WEST MONEY MARKET FUND	BKOFWEST7	0.00	0.00	448,767.12	448,767.12			
Transaction Type Sub-Total				1,326,097,000.00	0.00	8,937,329.84	8,937,329.84			
MATURITY										
02/01/19	02/01/19	CREDIT AGRICOLE CIB NY COMM PAPER DTD 05/07/2018 0.000% 02/01/2019	22533UP15	178,000,000.00	178,000,000.00	0.00	178,000,000.00	11,718.33	0.00	
02/01/19	02/01/19	BANK OF MONTREAL CHICAGO CERT DEPOS DTD 12/06/2018 2.580% 02/01/2019	06370RPO6	25,000,000.00	25,000,000.00	102,125.00	25,102,125.00	0.00	0.00	
02/01/19	02/01/19	EXXON MOBIL CORP COMM PAPER -- 0.000% 02/01/2019	30229BP19	57,000,000.00	57,000,000.00	0.00	57,000,000.00	168,593.33	0.00	



Managed Account Security Transactions & Interest

For the Month Ending **February 28, 2019**

SAN BERNARDINO COUNTY - 76990800

Transaction Type		Security Description	CUSIP	Par	Principal Proceeds	Accrued Interest	Total	Realized G/L Cost	Realized G/L Amort Cost	Sale Method
Trade	Settle									
MATURITY										
02/01/19	02/01/19	FHLB DISC NOTE DTD 02/01/2018 0.000% 02/01/2019	313384BH1	50,000,000.00	50,000,000.00	0.00	50,000,000.00	185,888.89	0.00	
02/01/19	02/01/19	BNP PARIBAS NY BRANCH COMM PAPER DTD 05/23/2018 0.000% 02/01/2019	09659CP10	178,000,000.00	178,000,000.00	0.00	178,000,000.00	11,718.33	0.00	
02/01/19	02/01/19	BANK OF AMERICA NA CERT DEPOS DTD 08/30/2018 2.400% 02/01/2019	06052TB74	50,000,000.00	50,000,000.00	0.00	50,000,000.00	0.00	0.00	
02/01/19	02/01/19	INTL BANK OF RECON AND DEV DISC NOTE -- 0.000% 02/01/2019	459052BH8	50,000,000.00	50,000,000.00	0.00	50,000,000.00	166,666.67	0.00	
02/04/19	02/04/19	CREDIT AGRICOLE CIB NY COMM PAPER DTD 08/08/2018 0.000% 02/04/2019	22533UP49	156,000,000.00	156,000,000.00	0.00	156,000,000.00	30,810.00	0.00	
02/04/19	02/04/19	BNP PARIBAS NY BRANCH COMM PAPER -- 0.000% 02/04/2019	09659CP44	175,000,000.00	175,000,000.00	0.00	175,000,000.00	34,562.50	0.00	
02/04/19	02/04/19	EXXON MOBIL CORP COMM PAPER DTD 12/20/2018 0.000% 02/04/2019	30229BP43	30,000,000.00	30,000,000.00	0.00	30,000,000.00	92,625.00	0.00	
02/05/19	02/05/19	BNP PARIBAS NY BRANCH COMM PAPER DTD 09/28/2018 0.000% 02/05/2019	09659CP51	156,000,000.00	156,000,000.00	0.00	156,000,000.00	10,270.00	0.00	
02/05/19	02/05/19	CREDIT AGRICOLE CIB NY COMM PAPER DTD 05/11/2018 0.000% 02/05/2019	22533UP56	175,000,000.00	175,000,000.00	0.00	175,000,000.00	11,520.83	0.00	
02/06/19	02/06/19	CREDIT AGRICOLE CIB NY COMM PAPER -- 0.000% 02/06/2019	22533UP64	171,000,000.00	171,000,000.00	0.00	171,000,000.00	11,257.50	0.00	
02/06/19	02/06/19	BNP PARIBAS NY BRANCH COMM PAPER DTD 08/06/2018 0.000% 02/06/2019	09659CP69	120,000,000.00	120,000,000.00	0.00	120,000,000.00	7,900.00	0.00	
02/07/19	02/07/19	ROYAL BANK OF CANADA NY CERT DEPOS DTD 02/07/2018 2.761% 02/07/2019	78012UAE5	25,000,000.00	25,000,000.00	0.00	25,000,000.00	(5,300.00)	0.00	
02/07/19	02/07/19	CREDIT AGRICOLE CIB NY COMM PAPER DTD 06/06/2018 0.000% 02/07/2019	22533UP72	175,000,000.00	175,000,000.00	0.00	175,000,000.00	11,520.83	0.00	
02/07/19	02/07/19	BNP PARIBAS NY BRANCH COMM PAPER DTD 11/09/2018 0.000% 02/07/2019	09659CP77	115,000,000.00	115,000,000.00	0.00	115,000,000.00	7,570.83	0.00	



Managed Account Security Transactions & Interest

For the Month Ending **February 28, 2019**

SAN BERNARDINO COUNTY - 76990800

Transaction Type		Security Description	CUSIP	Par	Principal Proceeds	Accrued Interest	Total	Realized G/L Cost	Realized G/L Amort Cost	Sale Method
Trade	Settle									
MATURITY										
02/08/19	02/08/19	BNP PARIBAS NY BRANCH COMM PAPER DTD 05/16/2018 0.000% 02/08/2019	09659CP85	92,000,000.00	92,000,000.00	0.00	92,000,000.00	6,056.67	0.00	
02/08/19	02/08/19	CREDIT AGRICOLE CIB NY COMM PAPER DTD 07/17/2018 0.000% 02/08/2019	22533UP80	175,000,000.00	175,000,000.00	0.00	175,000,000.00	11,520.83	0.00	
02/11/19	02/11/19	CREDIT AGRICOLE CIB NY COMM PAPER DTD 05/17/2018 0.000% 02/11/2019	22533UPB3	167,000,000.00	167,000,000.00	0.00	167,000,000.00	32,982.50	0.00	
02/12/19	02/12/19	CREDIT AGRICOLE CIB NY COMM PAPER DTD 07/25/2018 0.000% 02/12/2019	22533UPC1	142,000,000.00	142,000,000.00	0.00	142,000,000.00	9,348.33	0.00	
02/13/19	02/13/19	CREDIT AGRICOLE CIB NY COMM PAPER -- 0.000% 02/13/2019	22533UPD9	130,000,000.00	130,000,000.00	0.00	130,000,000.00	8,558.33	0.00	
02/13/19	02/13/19	JPMORG CHASE FLT CRP(CALLED OMD 2/13/20) DTD 02/13/2018 2.868% 02/13/2019	48125LRM6	10,000,000.00	10,000,000.00	0.00	10,000,000.00	0.00	0.00	
02/13/19	02/13/19	EXXON MOBIL CORP COMM PAPER -- 0.000% 02/13/2019	30229BPD3	35,000,000.00	35,000,000.00	0.00	35,000,000.00	129,675.00	0.00	
02/14/19	02/14/19	CREDIT AGRICOLE CIB NY COMM PAPER -- 0.000% 02/14/2019	22533UPE7	110,000,000.00	110,000,000.00	0.00	110,000,000.00	7,241.67	0.00	
02/14/19	02/14/19	SVENSKA HANDELSBANKEN NY CERT DEPOS DTD 12/20/2018 2.560% 02/14/2019	86958J2V0	30,000,000.00	30,000,000.00	0.00	30,000,000.00	0.00	0.00	
02/15/19	02/15/19	CREDIT AGRICOLE CIB NY COMM PAPER DTD 08/20/2018 0.000% 02/15/2019	22533UPF4	77,000,000.00	77,000,000.00	0.00	77,000,000.00	5,069.17	0.00	
02/26/19	02/26/19	FNMA BENCHMARK NOTE DTD 02/23/2016 1.000% 02/26/2019	3135G0J53	25,000,000.00	25,000,000.00	0.00	25,000,000.00	59,000.00	0.00	
02/27/19	02/27/19	COMMONWEALTH BANK OF AUSTRALIA NY FLT C DTD 02/27/2018 2.782% 02/27/2019	20271ENE5	50,000,000.00	50,000,000.00	0.00	50,000,000.00	0.00	0.00	



Managed Account Security Transactions & Interest

For the Month Ending **February 28, 2019**

SAN BERNARDINO COUNTY - 76990800

Transaction Type		Security Description	CUSIP	Par	Principal Proceeds	Accrued Interest	Total	Realized G/L Cost	Realized G/L Amort Cost	Sale Method
Trade	Settle									
MATURITY										
02/28/19	02/28/19	FHLMC NOTES (EX-CALLABLE) DTD 02/28/2017 1.375% 02/28/2019	3134GA6H2	25,000,000.00	25,000,000.00	0.00	25,000,000.00	0.00	0.00	
02/28/19	02/28/19	US TREASURY NOTES DTD 02/29/2012 1.375% 02/28/2019	912828SH4	25,000,000.00	25,000,000.00	0.00	25,000,000.00	(46,875.00)	0.00	
02/28/19	02/28/19	US TREASURY NOTES DTD 02/28/2014 1.500% 02/28/2019	912828C24	50,000,000.00	50,000,000.00	0.00	50,000,000.00	(607,421.88)	0.00	
02/28/19	02/28/19	NATIXIS NY BRANCH COMM PAPER DTD 08/28/2018 0.000% 02/28/2019	63873KPU5	100,000,000.00	100,000,000.00	0.00	100,000,000.00	6,555.56	0.00	
Transaction Type Sub-Total				3,129,000,000.00	3,129,000,000.00	102,125.00	3,129,102,125.00	379,034.22	0.00	
Managed Account Sub-Total					131,464,166.31	9,039,454.84	140,503,621.15	379,034.22	0.00	
Total Security Transactions					\$131,464,166.31	\$9,039,454.84	\$140,503,621.15	\$379,034.22	\$0.00	